



BIRKENHOF

PERFORMANCE HORSES

BIRKENHOF CLASSIC

25./26. Mai 2019

Aufgabenheft

Sponsorentafel

Herzallerliebste Hebammenpraxis
Alpenquater
Melanie Ullrich // Natura Vitalis
Physiopraxis Ruff
AWILOG Transport
Viola Lösche
Familie Linsenmaier
Doalittle Dog Styling
media & brands
Claudio Sigle
Dold GmbH

STIHL
Foto Erb
Birkenhof Lädle
Cowboy Headquarters
Birkenhof Performance Horses
Flinke Nadel
Reitschule Buchbender
Maler Schief
Saddle Shop Trading
Familie Betz



BIRKENHOF
PERFORMANCE HORSES



BIRKENHOF
LÄDLE & DESTILLATE

Teilnehmer Birkenhof Classic

1 Blazing Attachment	Franzini	Bianca	Stuttgart
		Cid Joel	Stuttgart
2 Savvy Spiderlady	Schneider	Celina	Urbach
3 Hot Bandit Chica	Buchbender	Barbara	Affalterbach
4 BMS Spooks Chex	Steeg	Cyra	Stuttgart
5 Ms Popularity	Haeberle	Aileen	Strassdorf
6 Hidalgo	Schwandner	Tatjana	Winterbach
7 EH Glowingblackpearl	Kleindienst	Anita	Welzheim
8 Makin My Own Way	Reicherter	Sabrina	St. Johann
9 Josie (2007)	Kirschner-Kurz	Diana	Althuette
10 Black Boss	Noller	Nele	Michelbach/ Bilz
11 Gimli	Wiedmann	Sandra	Wangen
13 Hidalgo Sugar Peppy	Goegel	Carmen	Winnenden
14 Ima Barbee Lena	Goegel	Zoey	Winnenden
15 Higgins Lill Hillary	Hendrischke	Nicole	Berglen
17 Cody Lil Gold Mine	Mundt	Klaus	Waiblingen
19 The One That I Want	Franzini	Cid Joel	Stuttgart
21 Miss Glory Freckles	Kraus	Julia	Ostfildern
22 Heza Fortune Cookie	Stauss	Marlene	Goeppingen
23 Tough Lil Snapper	Kappler	Nicole	Waiblingen
	Klar	Sarah	Kernen
24 Cry Me Cat	Widlicky	Philipp	Schorndorf
	Benz	Samantha	Schorndorf
25 Whiz Superior	Wurst	Stephanie	Welzheim
26 Its A Blue Honor	Meier-Bidmon	Gesa	Uhingen
28 Magic Blue Touch	Meier-Bidmon	Gesa	Uhingen
29 Blue Socks Only	Stauss	Marlene	Goeppingen
30 MB Cool Lookin	Stauss	Marlene	Goeppingen
32 Kings Leap Year Boy	Schuller	Tamina	Schwaebisch Gmuend
33 IM A Sure Whiz	Sliwa	Alexander	Neuffen
34 Wimpysn Joe Boo	Wiedemann	Silke	Walddorfhäslach
35 Heza Movin Star	Heinle	Larissa	Althuette
36 HW Smart Doc Joe	Korn	Marielle-Christine	Stuttgart
37 Hulapalu OnlyWithYou	Linsenmaier	Sara	Kernen Im Remstal
38 Olenas Cielo Pepper	Schindler	Sarah	Neuenstein
39 Good Time Blues	Buss	Celine	Schwaikheim
40 Doc Kitty Doll	Buss	Celine	Schwaikheim
41 BQ My Radical Mac	Buss	Celine	Schwaikheim
42 Skyfall	Friz	Maren	Rechberghausen
44 Still Got The Blues	Gall	Jeannine	Rosenfeld
46 Hot Mojito	Pflieger	Julia	Schwaikheim
47 PJ HurricaneWhizkey	Huster	Jessica	Reutlingen
48 Lookin Grayt	Huster	Jessica	Reutlingen
49 ILikeToDanze	Meier-Bidmon	Gesa	Uhingen
51 Ratafia	Schmid	Adrian	Lichtenwald

53 My Hot Roddin Chip	Buehlmaier	Christin	Schw. Gmuend
55 HQ Commanders Jetset	Obermueller	Nina B	Welzheim
56 A Sparkling Mouseman	Heinzelmann	Philipp	Schwaikheim
57 Miz Hangten Shinette	Mogendorf	Bernhard	Lorch
58 Otoes Fancy Olena	Mogendorf	Melanie	Lorch
59 Winnie	Endrejat	Julia	Ingersheim
60 Pistols Iceman	Mueller	Inge	Sulz
62 Just N Smart	Bund	Marion	Waiblingen
	Schaal	Antonia	Pluederhausen
63 Great Jac Cody	Maibach	Maja	Esslingen
	Epple	Maxima Sophie	Pluederhausen
64 Capo	Herre	Felicitas	Baltmannsweiler
66 Showlution	Haederle	Alexandra	Goeppingen
67 Mrs Boomer Jet	Hausmann	Claudia	Balingen
68 Gun Socks Choice	Berger	Johanna	Allmersbach
70 Impressive Hot Doc	Noack	Anika	Waiblingen
73 Solano San Sue	Fischer	Brigitte	Stuttgart
74 Nu Steppinic	Petsch	Lisa	Winnenden
76 Nabucco	Herbst	Chiara	Korb
78 Jumping Smart	Kurowski	Melanie	Auenwald
79 Midnight Mechanics	Hinderer	Maja	Schorndorf
80 The Famous Mocca	Heinle	Sophia	Gaildorf
81 Jp A Sure Senorita	Heusel	Marina	Gomaringen
83 Good Luck Bandit	Przemus	Eileen	Schoental-Bieringen
85 Miss Boston Chuffy	Klar	Sophia	Kernen
86 Milo Freckles Quedow	Zaiss	Sara	Berglen
87 My Blue Sunshine	Woitaschek	Silke	Remshalden
88 Annie Award	Dietzel	Silvia	Oberschleissheim
89 Shes Lopin Lazy	Dietzel	Silvia	Oberschleissheim
	Kurvin	Reike	Soyen
90 Oxygen	Johnson	Alisha	Hergatz
91 She Stepping Smart	Pust	Melissa	Berglen

Zeitplan Samstag, 25.05.2019

			Klassenname
07:30	4	103400 Aged Stallions / Entries: 2	
	12	107500 Two Yr Old Geldings / Entries: 1	
	14	107700 Aged Geldings / Entries: 3	
	19	207700 Amt Aged Geldings / Entries: 2	
	24	407700 Youth Aged Geldings / Entries: 2	
	27	105500 Two Yr Old Mares / Entries: 1	
	29	105700 Aged Mares / Entries: 4	
	30	175000 Performance Halter Mares / Entries: 2	
	32	205500 Amt Two Yr Old Mares / Entries: 1	
	33	205600 Amt Three Yr Old Mares / Entries: 2	
	34	205700 Amt Aged Mares / Entries: 5	
	39	405700 Youth Aged Mares / Entries: 2	
09:30	100	DN120 RO-Einsteiger Showmanship At Halter / Entries: 4	Alpenquarterm
	101	212002 L1 Amt Showmanship at Halter / Entries: 8	Natura Vitalis
	102	212000 Amt Showmanship at Halter / Entries: 5	Physiopraxis Ruff
	103	412002 L1 Youth Showmanship at Halter / Entries: 5	AWILOG Transport
	104	412000 Youth Showmanship at Halter / Entries: 5	Herzallerliebst
10:30	105	S06 Trail In Hand / Entries: 15	Jonny`s
	106	138004 L1 Trail / Entries: 12	Stella`s
		Mittagspause	
13:00	107	138000 Trail / Entries: 13	Doalittle Dog Styling
	108	438002 L1 Youth Trail / Entries: 3	Media & brands
	109	438000 Youth Trail / Entries: 4	Emma`s
14:30	110	234002 L1 Amt Reining / Entries: 13	TVB Reining
	111	234000 Amt Reining / Entries: 9	Performance Horses
16:00	112	243002 L1 Amt Ranch Riding / Entries: 14	Media & brands
	113	243000 Amt Ranch Riding / Entries: 10	Birkenhof Lädle
16:45	114	142004 L1 Western Pleasure / Entries: 8	Saddle Shop Trading
	115	142000 Western Pleasure / Entries: 10	Dold GmbH
	116	442002 L1 Youth Western Pleasure / Entries: 3	STIHL
	117	442000 Youth Western Pleasure / Entries: 3	STIHL
17:45	118	440002 L1 Youth Western Horsemanship / Entries: 4	Yvi`s
	119	440000 Youth Western Horsemanship / Entries: 4	Performance Horsees
18:15	122	180 RO-VRH Ranch Riding / Entries: 8	Foto Erb
18:45	123	181 RO-VRH Ranch Trail / Entries: 5	Foto Erb

Zeitplan Sonntag, 26.05.2019

08:00	200	144004 L1 Hunter Under Saddle / Entries: 5
	201	444002 L1 Youth Hunter Under Saddle / Entries: 4
	202	444000 Youth Hunter Under Saddle / Entries: 4
	203	244002 L1 Amt Hunter Under Saddle / Entries: 2
	204	244000 Amt Hunter Under Saddle / Entries: 2
09:00	205	144000 Hunter Under Saddle / Entries: 7
	206	452002 L1 Youth Hunt Seat Equitation / Entries: 3
	207	452000 Youth Hunt Seat Equitation / Entries: 3
	208	252002 L1 Amt Hunt Seat Equitation / Entries: 2
	209	252000 Amt Hunt Seat Equitation / Entries: 1
10:00	210	136004 L1 Western Riding / Entries: 4
	212	436002 L1 Youth Western Riding / Entries: 2
	213	436000 Youth Western Riding / Entries: 3
	215	136000 Western Riding / Entries: 3
10:45	216	DN381 RO-Einsteiger Walk-Trot-Trail / Entries: 6
	217	DN380 RO-Einsteiger Trail / Entries: 9
	218	238002 L1 Amt Trail / Entries: 9
Mittagspause		
13:00	219	238000 Amt Trail / Entries: 8
	220	S007 Führzügelklasse / Entries: 4
14:00	222	443000 Youth Ranch Riding / Entries: 1
	223	143004 L1 Ranch Riding / Entries: 3
	224	143000 Ranch Riding / Entries: 4
14:30	227	134004 L1 Reining / Entries: 1
	228	134000 Reining / Entries: 1
14:45	229	DN420 RO-Einsteiger Western Pleasure / Entries: 9
	230	242002 L1 Amt Western Pleasure / Entries: 5
	231	242000 Amt Western Pleasure / Entries: 1
15:30	232	240002 L1 Amt Western Horsemanship / Entries: 8
	233	240000 Amt Western Horsemanship / Entries: 2
	234	DN401 RO-Einsteiger Walk Trot Horsemanship / Entries: 6
	235	DN400 RO-Einsteiger Western Horsemanship / Entries: 7
		Ehrung All Around Open
		Ehrung All Around Amateur
		Ehrung All Around L 1 Amateur
		Ehrung All Around Youth
		Ehrung All Around L1 Youth
		Ehrung All Around Einsteiger


Emma`s
 Rasalie`s
 Paula`s
 Prinzessin`s
 Mojito`s
 Cowboy Headquarter
 AWILOG Transport
 AWILOG Transport
 Birkehof Lädle
 STIHL
 STIHL
 Saddle Shop Trading
 Performance Horses
 Performance Horses
 Flinke Nadel
 Stalla`s
 Dold GmbH

 Stella`s
 Babsi`s
 Media & brands
 Saddle Shop Trading
 STIHL
 Media & brands
 Birkenhof Lädle
 Natura Vitalis
 Flinke Nadel
 Birkehof Lädle
 Doalittle Dog Styling
 STIHL
 Cowboy Headquarters
 Maler Schief

 Herzallerliebst
 Herzallerliebst
 Herzallerliebst
 Herzallerliebst
 Herzallerliebst
 Herzallerliebst


/D/O/L/D/

Hebammenpraxis
Herzallerliebst

Brigitte Fischer | doalittle 

doalittle
DogStyling

• Pflegen • Schneiden • Trimmen



Legale, EU- zertifizierte CBD - Cannabis - Produkte



für Mensch & Tier

Bioverfügbare Nahrungsergänzung

www.melaniehappy-shop.de

...und weitere Produkte
für Ihre Gesundheit



Patternverzeichnis

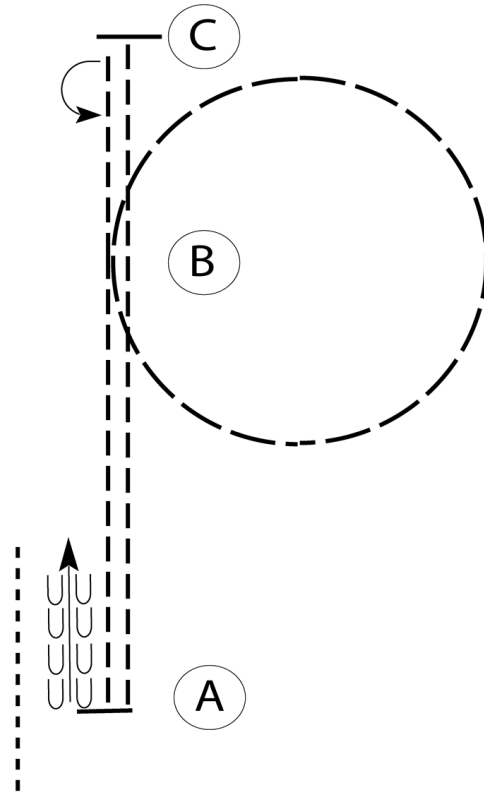
Reining	Open	#8
	L 1 Open & L 1 Amateur	#5
	Amateur	#6
Western Riding	Alle Klassen	#5
Ranch Riding	Open	#13
	L 1 Open & Amateur	#9
	L1 Amateur & Youth	#3



BIRKENHOF CLASSIC

RO-Einsteiger Walk Trot Horsemanship

Show Date:



Be ready at A.

1. Jog from A to C.
2. Stop at C and perform a 180 degree turn to the left.
3. Jog to B.
4. Extended jog circle to the left.
5. Jog from B to A.
6. Stop at A and back approximately one horse length.
7. Walk to A and exit at a walk.

Follow the instructions of your ring steward.

Walk	-----
Jog	- - - - -
Extended Jog	- - - - -
Lope	—————
Leg Yield	
Lead Change	— / —
Back	← — — — — — — — — —
Marker	⊙
Sidepass	← — — — — →

[WH/WT-72]

Pattern Provided by:

Johanna Grabner

www.HorseShowPatterns.com

www.HorseShowPatterns.com

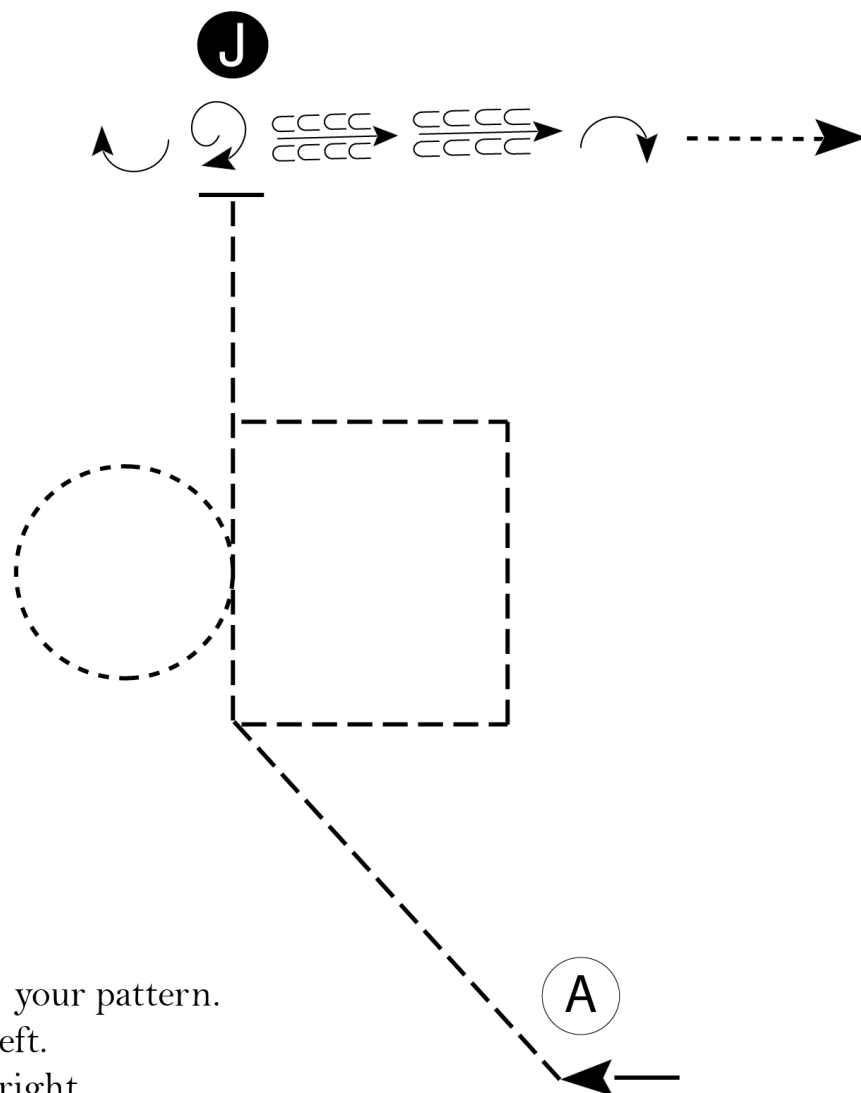
BIRKENHOF CLASSIC

Amt. Showmanship at Halter

Show Date:

w w w . H o r s e S h o w P a t t e r n s . c o m

w w w . H o r s e S h o w P a t t e r n s . c o m



Be ready at A.

1. Trot to the middle of your pattern.
2. Walk a circle to the left.
3. Trot a square to the right.
4. Continue to trot to the Judge.
5. Perform a 1 1/2 turn and set up for inspection.
6. When dismissed, perform a 90 degree turn and back approximately one horse length.
7. Perform a 180 degree turn and exit at a walk.

Walk	-----
Trot	- - - - -
Back	← ⊃ ⊃ ⊃ ⊃
Marker	⊙ B
Judge	● J

[S/2-93]

Pattern Provided by:

Johanna Grabner

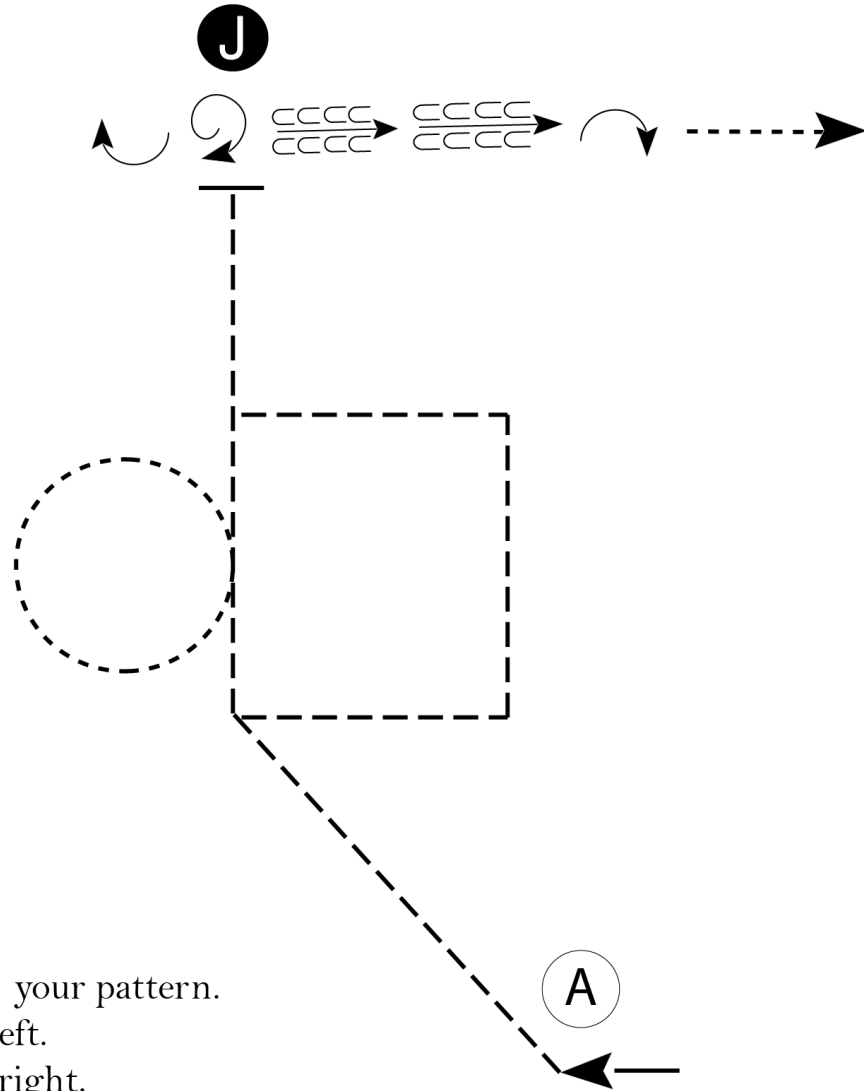
BIRKENHOF CLASSIC

Youth Showmanship at Halter

Show Date:

w w w . H o r s e S h o w P a t t e r n s . c o m

w w w . H o r s e S h o w P a t t e r n s . c o m



Be ready at A.

1. Trot to the middle of your pattern.
2. Walk a circle to the left.
3. Trot a square to the right.
4. Continue to trot to the Judge.
5. Perform a 1 1/2 turn and set up for inspection.
6. When dismissed, perform a 90 degree turn and back approximately one horse length.
7. Perform a 180 degree turn and exit at a walk.

Walk -----
Trot - - - - -
Back ← ⊃ ⊃ ⊃ ⊃
Marker (B)
Judge (J)

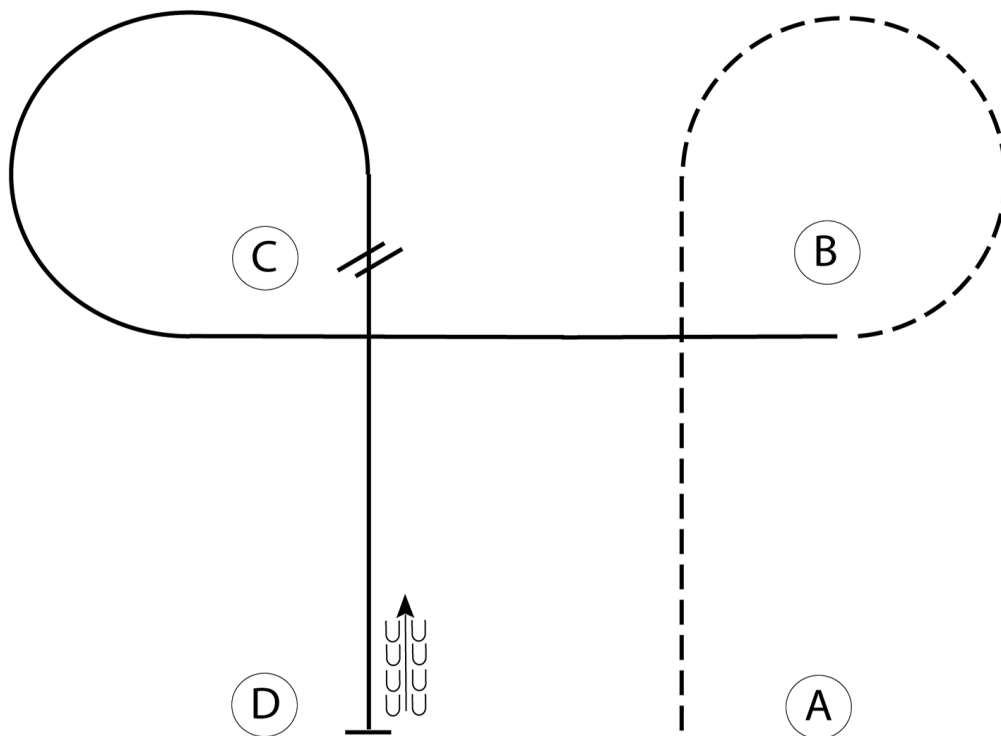
[S/2-93]

Pattern Provided by:
Johanna Grabner

BIRKENHOF CLASSIC

L1 Youth Horsemanship

Show Date:



Be ready at A.

1. Jog A to B.
2. Jog a circle around B.
3. At B, lope on the right lead to C.
4. Lope a circle around C.
5. At C, perform a simple lead change and continue to D.
6. At D, stop and back one horse length.

Follow the instructions of your ring steward.

Walk	-----
Jog	- - - - -
Extended Jog	- - - - -
Lope	—————
Leg Yield	
Lead Change	— / —
Back	← ⊂ ⊂ ⊂ ⊂ ⊂
Marker	⊙ B
Sidepass	← - - - - - →

[WH/2-13]

Pattern Provided by:

Johanna Grabner

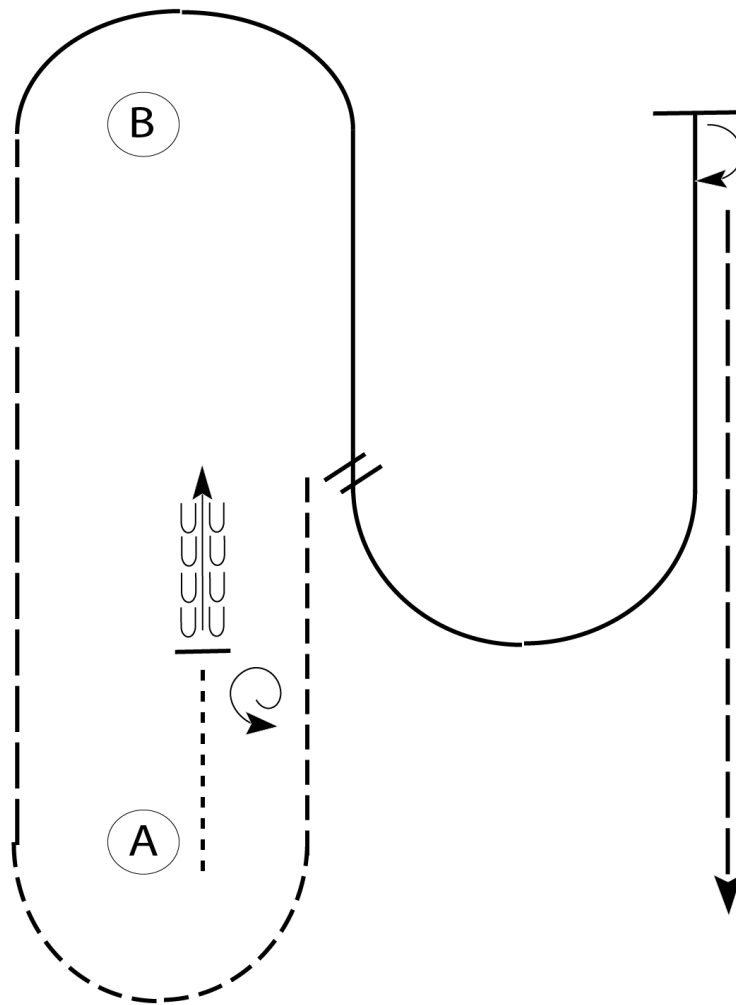
w w w . H o r s e S h o w P a t t e r n s . c o m

w w w . H o r s e S h o w P a t t e r n s . c o m

BIRKENHOF CLASSIC

Youth Horsemanship

Show Date:



Be ready at A.

1. Walk approximately two horse lengths forward.
Stop and perform a 1 1/2 turn left.
2. Back approximately two horse lengths then jog to and around A.
3. Extend the jog to B.
4. Right lead lope around B and halfway to A.
5. Change leads and lope a half circle until even with B.
6. Stop and perform a 180 degree turn to the right and extend the jog to finish.

Walk	-----
Jog	- - - - -
Extended Jog	- - - - -
Lope	
Lead Change	/ /
Back	← ← ← ← ←
Marker	(B)

[WH/3-118]

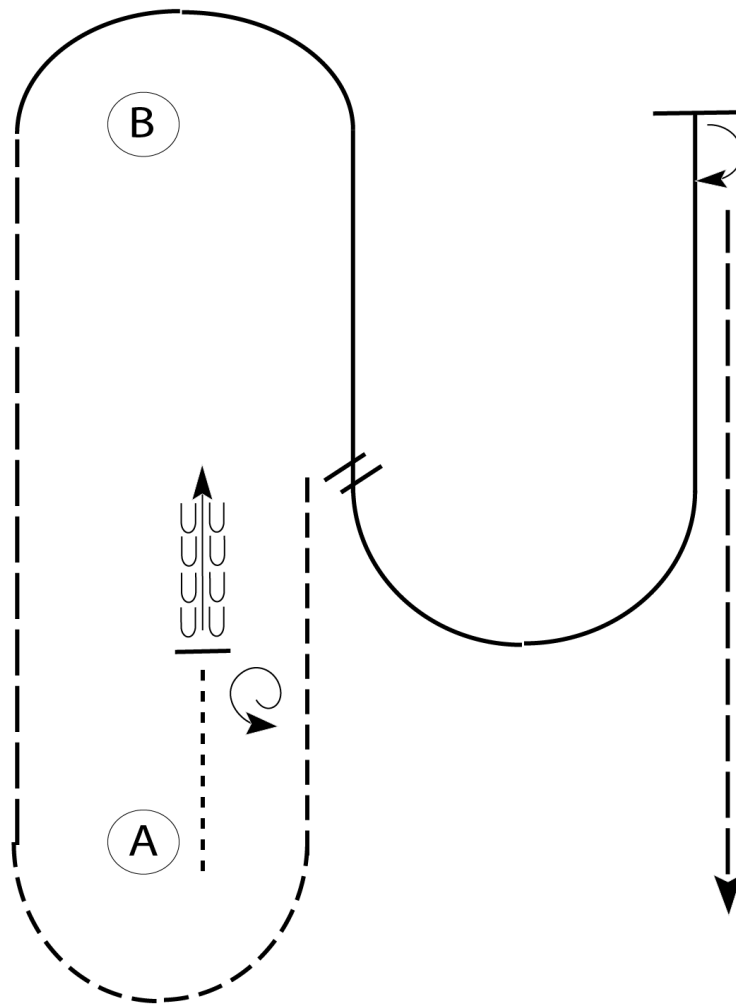
Pattern Provided by:

Johanna Grabner

BIRKENHOF CLASSIC

Amt.Horsemanship

Show Date:



Be ready at A.

1. Walk approximately two horse lengths forward.
Stop and perform a 1 1/2 turn left.
2. Back approximately two horse lengths then jog to and around A.
3. Extend the jog to B.
4. Right lead lope around B and halfway to A.
5. Change leads and lope a half circle until even with B.
6. Stop and perform a 180 degree turn to the right and extend the jog to finish.

Walk	-----
Jog	- - - - -
Extended Jog	- - - - -
Lope	—————
Lead Change	———/———
Back	←←←←←
Marker	ⓑ

[WH/3-118]

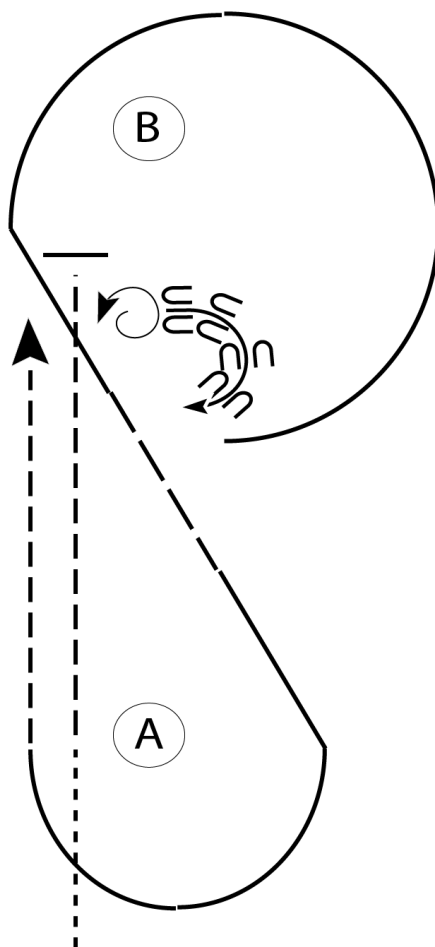
Pattern Provided by:

Johanna Grabner

BIRKENHOF CLASSIC

L1 Amat.Horsemanhip

Show Date:



Be ready before A.

1. Walk to A.
2. Jog $\frac{2}{3}$ of the way to B.
3. Stop and perform a $1 \frac{1}{4}$ turn left.
4. Back a half circle to center of pattern.
5. Lope on the left lead to and around B and toward center of pattern.
6. Break to an extended jog through middle of pattern.
7. Lope on the right lead around A as shown.
8. Break to a jog at A and jog to exit.

Follow the instructions of your ring steward.

Walk	-----
Jog	- - - - -
Extended Jog	— — — —
Lope	—————
Lead Change	↗ ↘
Back	← ← ← ← ← ←
Marker	⊙ B

[WH/3-99]

Pattern Provided by:

Johanna Grabner

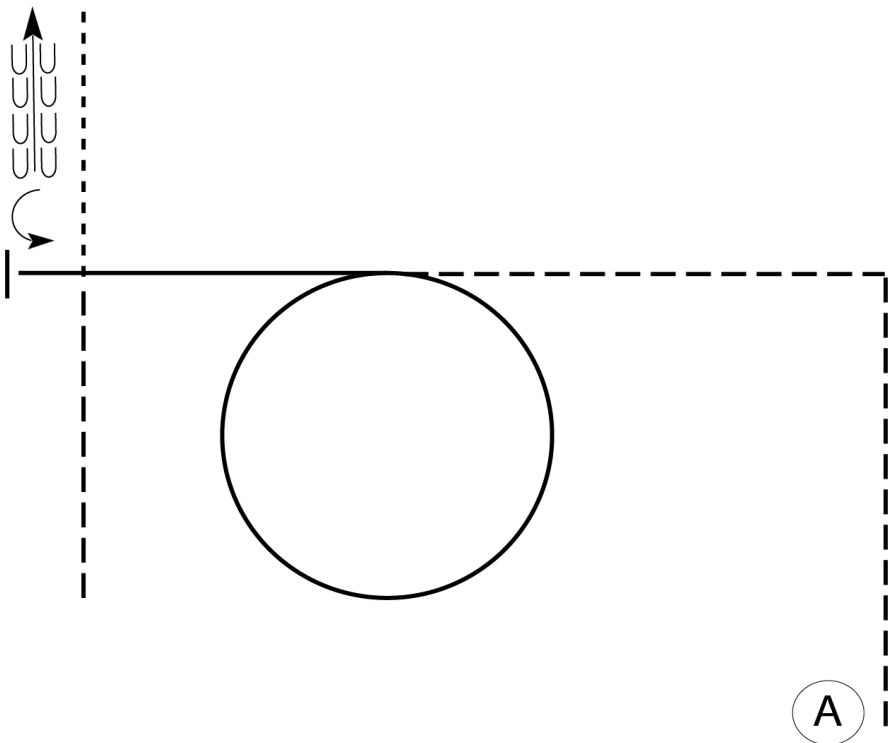
BIRKENHOF CLASSIC

RO-Einsteiger Horsemanship

Show Date:

w w w . H o r s e S h o w P a t t e r n s . c o m

w w w . H o r s e S h o w P a t t e r n s . c o m



Be ready at A.

1. Perform a jog from A and a square corner toward center of pattern.
2. Lope a left lead circle.
3. Close the circle and continue loping on the left lead in a straight line.
4. Stop and perform a 1/4 turn to the left.
5. Back 5 steps.
6. Walk until you cross your line.
7. Exit arena at a jog.

Walk	-----
Jog	- - - - -
Extended Jog	— — — —
Lope	
Lead Change	— / —
Back	← — — — —
Marker	⊙ B

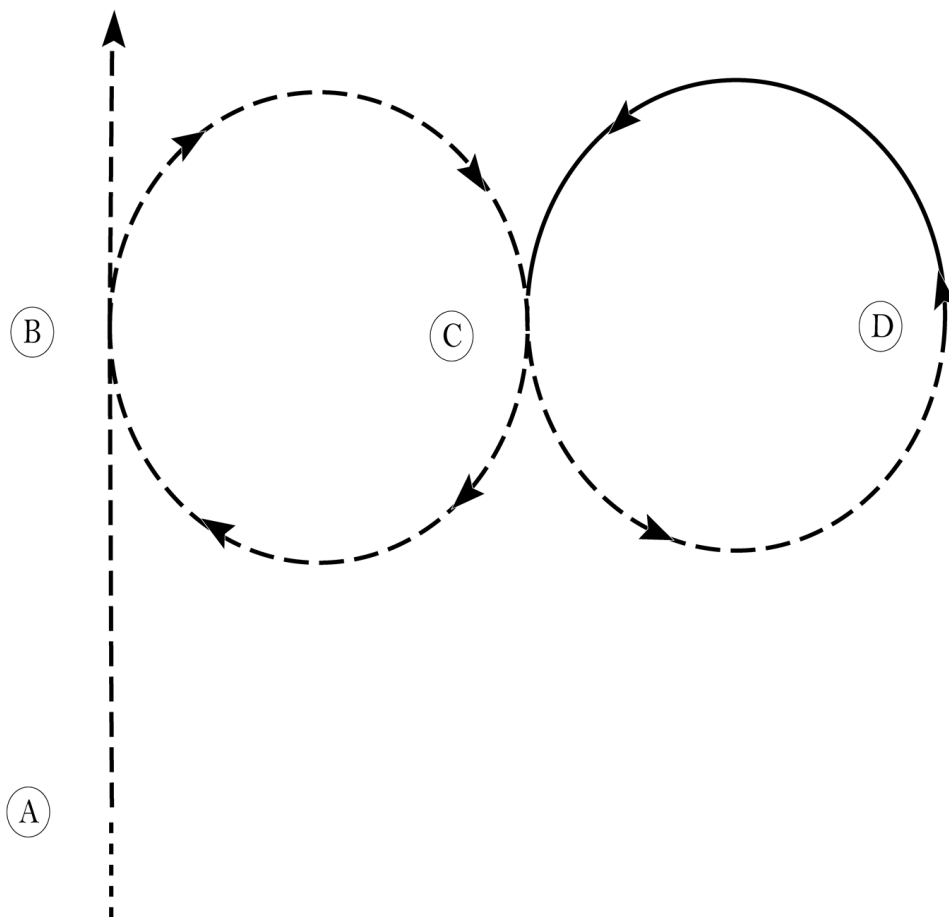
[WH/1-104]

Pattern Provided by:
Johanna Grabner

BIRKENHOF CLASSIC

L1 Youth Hunt Seat Equitation

Show Date:



Be ready before A. Walk to A.

1. Sitting trot A to B.
2. At B posting trot a half circle to C on the left diagonal.
3. At C, change diagonals and trot a half circle to D.
4. At D canter a half circle to C on the left lead.
5. At C, break to a trot and trot a half circle to B on the left diagonal.
6. Sitting trot at B to exit.

Follow the instructions of your ring steward.

Walk	-----
Trot	- - - - -
Extended Trot	— — — — —
Canter	—————
Leg Yield	
Lead Change	↙ ↘
Back	← ← ← ← ←
Marker	⊙
Sidepass	← — — — — →
Hand Gallop	— — — — —

[HSE/1-34]

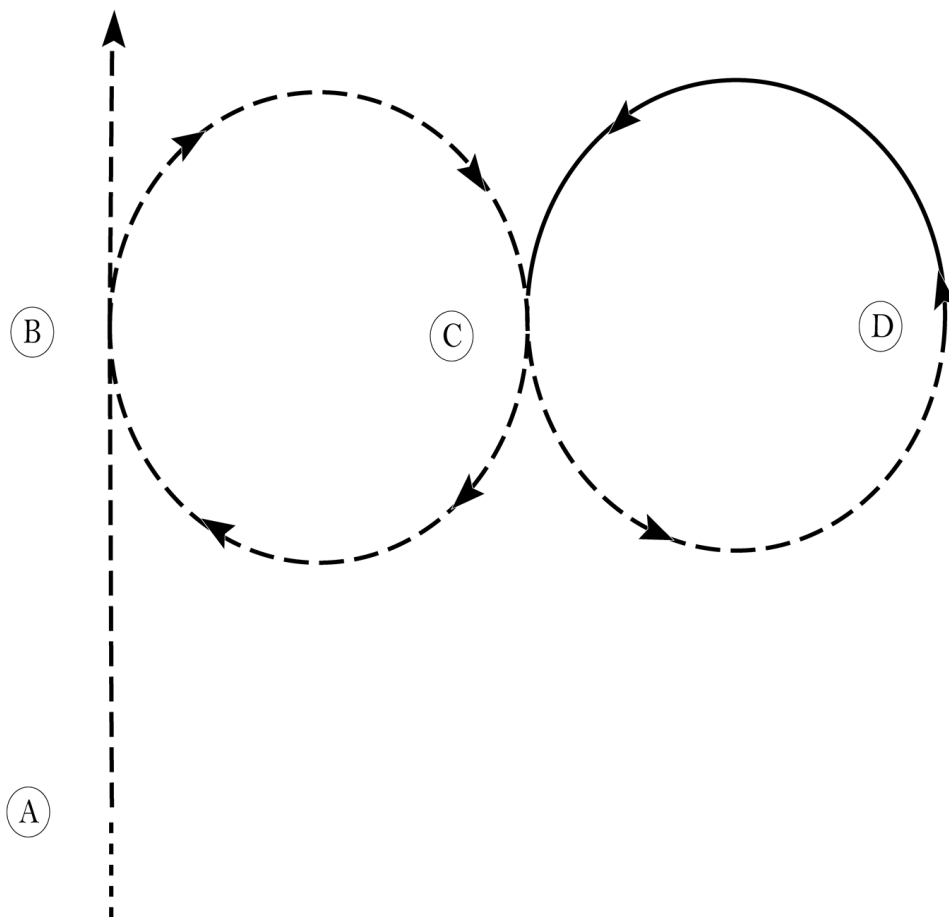
Pattern Provided by:

Johanna Grabner

BIRKENHOF CLASSIC

L1 Amateur Hunt Seat Equitation

Show Date:



Be ready before A. Walk to A.

1. Sitting trot A to B.
2. At B posting trot a half circle to C on the left diagonal.
3. At C, change diagonals and trot a half circle to D.
4. At D canter a half circle to C on the left lead.
5. At C, break to a trot and trot a half circle to B on the left diagonal.
6. Sitting trot at B to exit.

Follow the instructions of your ring steward.

Walk	-----
Trot	- - - - -
Extended Trot	— — — — —
Canter	—————
Leg Yield	
Lead Change	↙ ↘
Back	← ← ← ← ←
Marker	⊙
Sidepass	← — — — — →
Hand Gallop	— — — — —

[HSE/1-34]

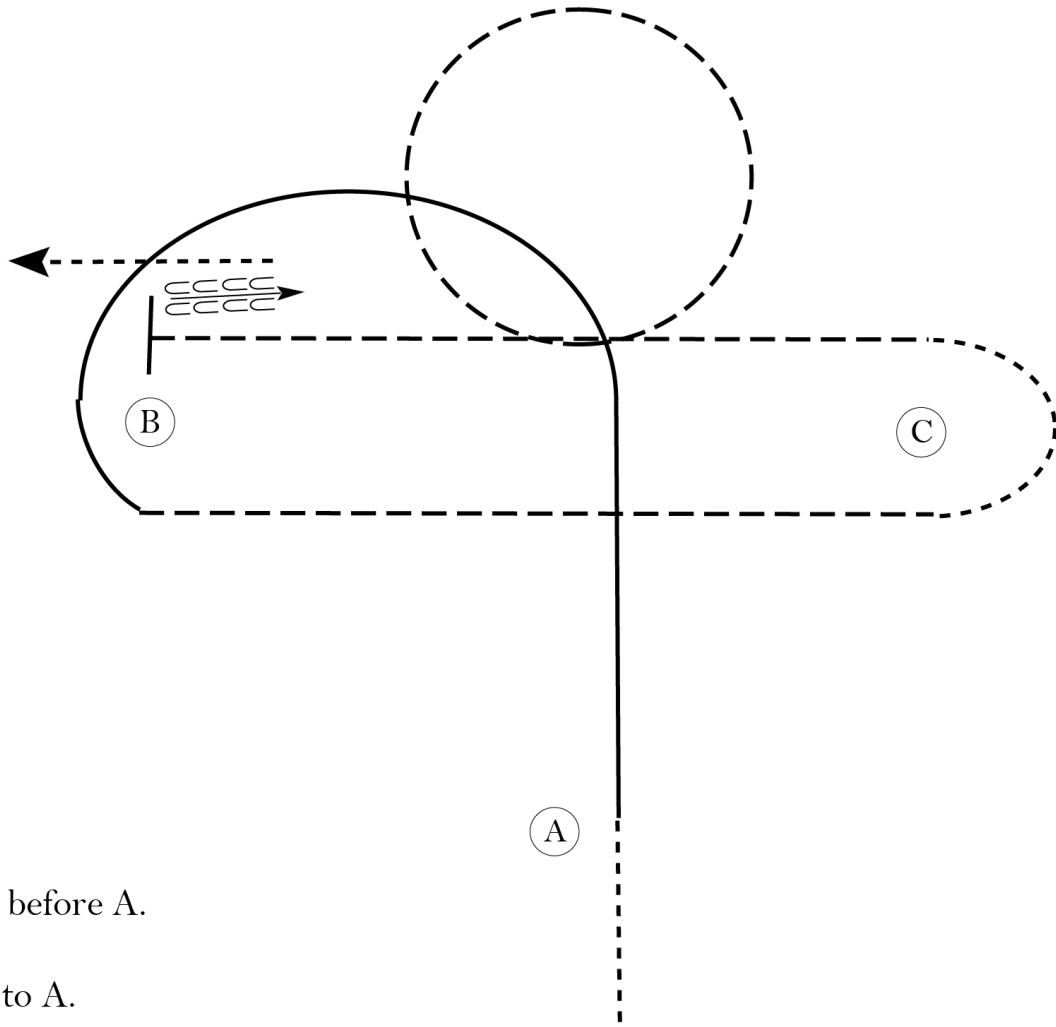
Pattern Provided by:

Johanna Grabner

BIRKENHOF CLASSIC

Youth Hunt Seat Equitation

Show Date:



Be ready before A.

1. Walk to A.
2. Canter on the left lead to center of pattern and in a half circle around B.
3. Trot on the right diagonal from B to C.
4. Walk around C.
5. Trot on the left diagonal halfway to B.
6. Continue to trot a circle to the right.
7. Sitting trot until even with B.
8. Halt at B and back approximately one horse length. Walk straight away.

Follow the instructions of your ring steward.

Walk
Trot	-----
Extended Trot	-----
Canter	—————
Leg Yield	
Lead Change	↘↘↘
Back	←←←
Marker	(B)
Sidepass	←←←
Hand Gallop	—————

[HSE/2-60]

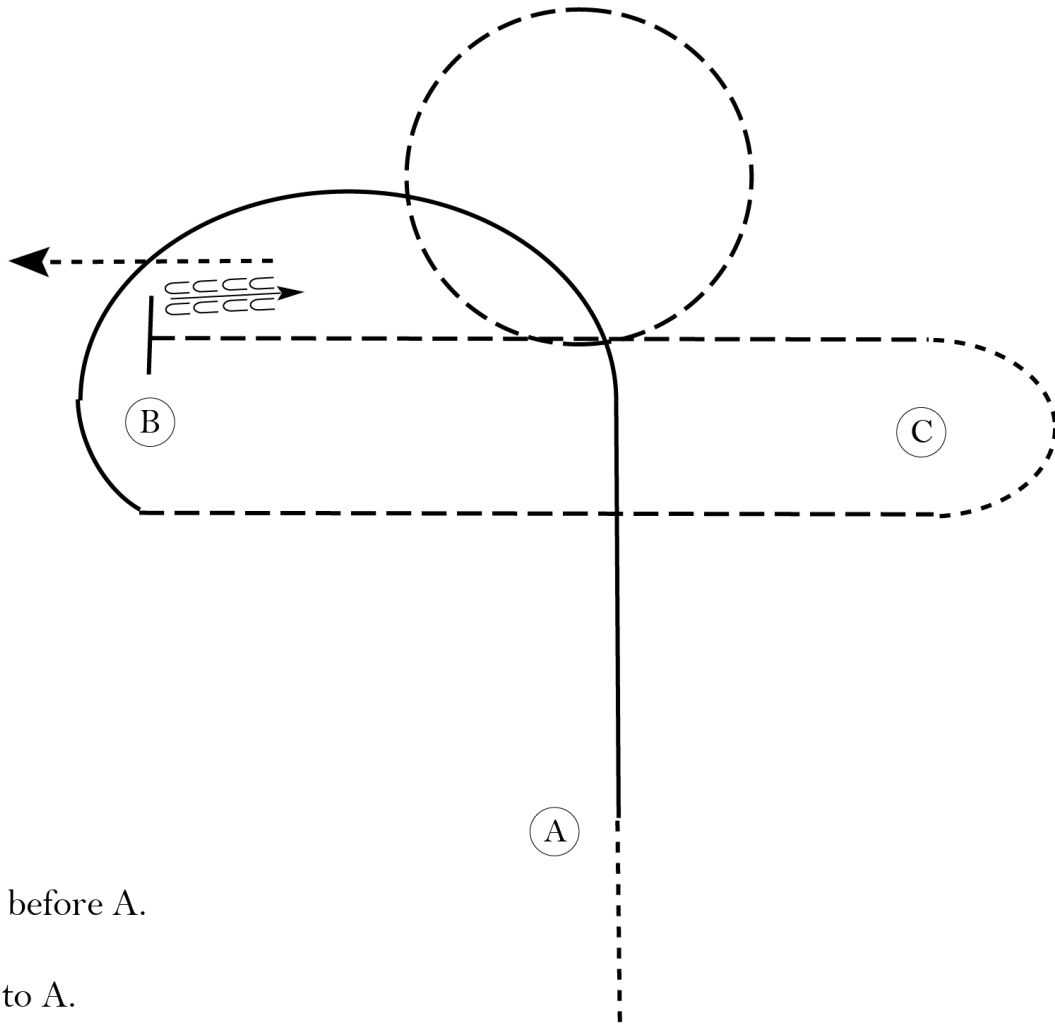
Pattern Provided by:

Johanna Grabner

BIRKENHOF CLASSIC

Amt.Hunt Seat Equitation

Show Date:



Be ready before A.

1. Walk to A.
2. Canter on the left lead to center of pattern and in a half circle around B.
3. Trot on the right diagonal from B to C.
4. Walk around C.
5. Trot on the left diagonal halfway to B.
6. Continue to trot a circle to the right.
7. Sitting trot until even with B.
8. Halt at B and back approximately one horse length. Walk straight away.

Follow the instructions of your ring steward.

Walk	-----
Trot	- - - - -
Extended Trot	- - - - -
Canter	—————
Leg Yield	
Lead Change	↘ ↙
Back	← ← ←
Marker	(B)
Sidepass	← ← ←
Hand Gallop	—————

[HSE/2-60]

Pattern Provided by:

Johanna Grabner

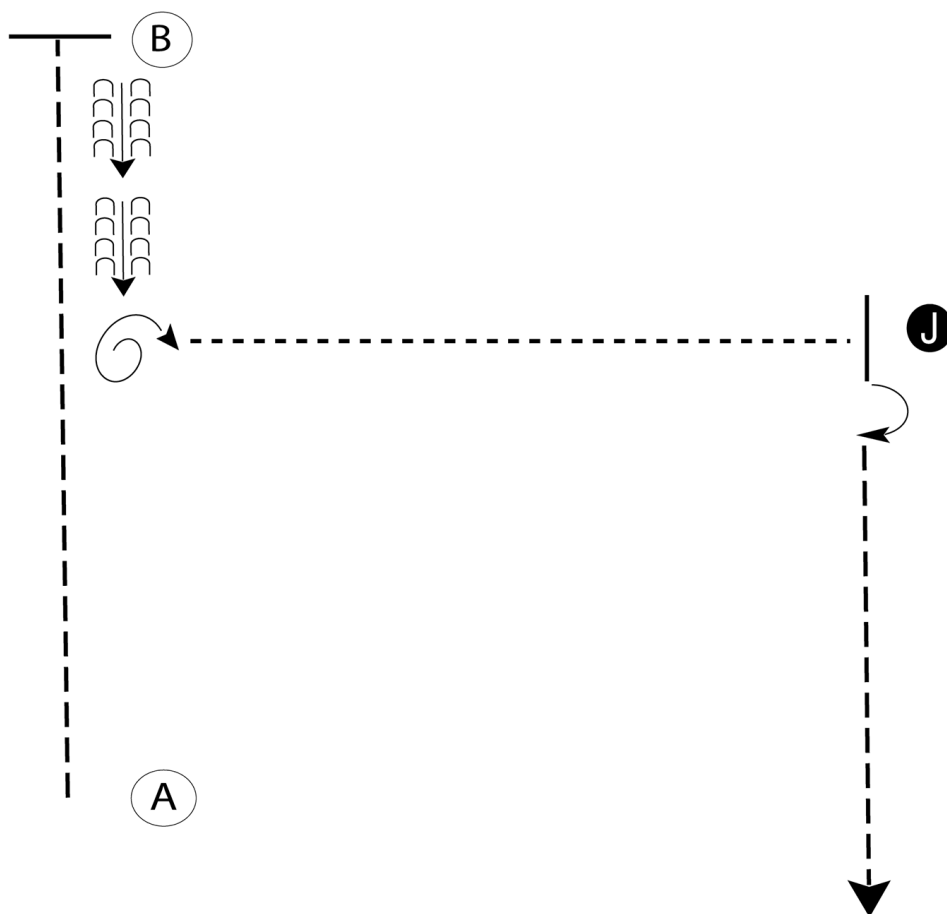
BIRKENHOF CLASSIC

L1 Youth Showmanship at Halter

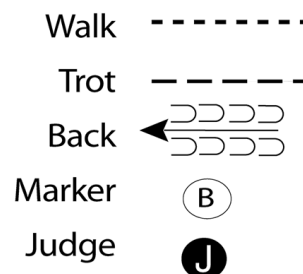
Show Date:

w w w . H o r s e S h o w P a t t e r n s . c o m

w w w . H o r s e S h o w P a t t e r n s . c o m



1. Begin at A. Trot to B and stop.
2. Back until even with judge.
3. Perform a 450 degree turn. Walk to judge.
4. Stop, set up, inspection.
5. When dismissed, perform a 90 degree turn.
6. Trot to the line up or follow the directions of the ring steward.



[S/2-29]

Pattern Provided by:
Johanna Grabner

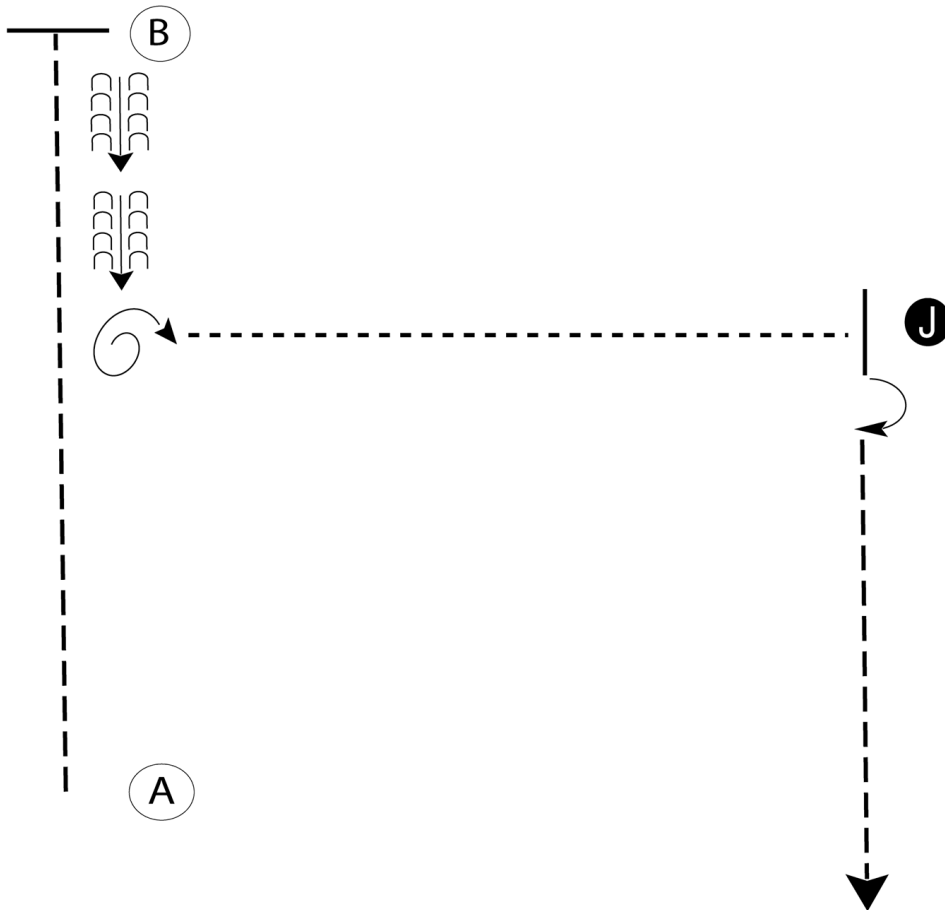
BIRKENHOF CLASSIC

L1 Amt.Showmanship at Halter

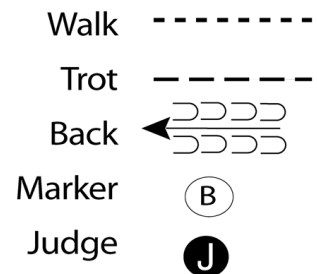
Show Date:

w w w . H o r s e S h o w P a t t e r n s . c o m

w w w . H o r s e S h o w P a t t e r n s . c o m



1. Begin at A. Trot to B and stop.
2. Back until even with judge.
3. Perform a 450 degree turn. Walk to judge.
4. Stop, set up, inspection.
5. When dismissed, perform a 90 degree turn.
6. Trot to the line up or follow the directions of the ring steward.



[S/2-29]

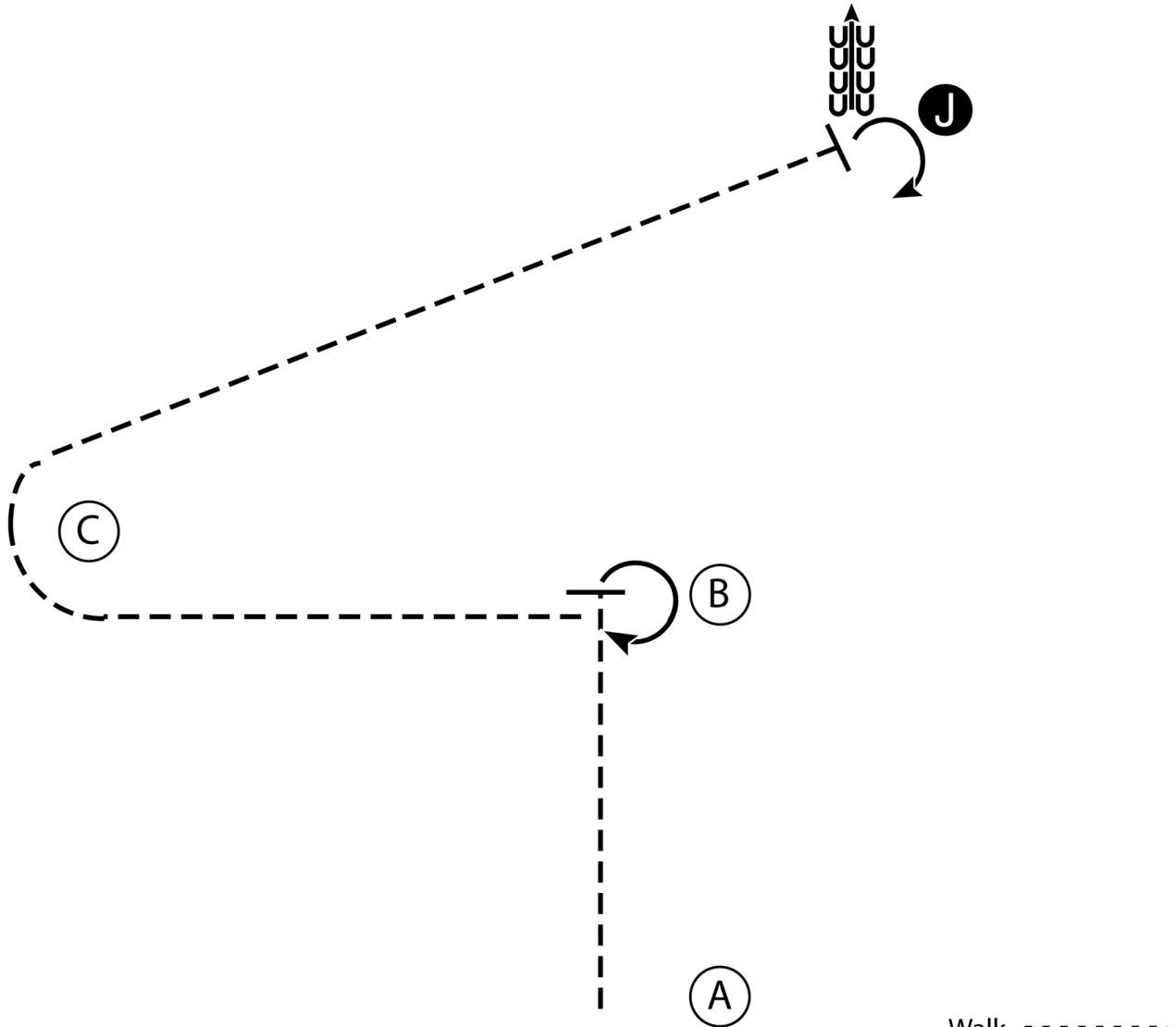
Pattern Provided by:

Johanna Grabner

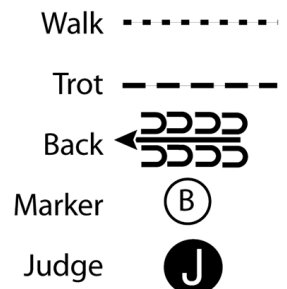
BIRKENHOF CLASSIC

RO-Einsteiger Showmanship at Halter

Show Date:



1. Trot from A to B.
2. Stop and perform a 270 degree turn.
3. Trot from B, around C, to the Judge.
4. Stop and set up for inspection.
5. When dismissed perform a 110 degree turn.
6. Back six steps and follow instructions from ring steward.



[S/2-11]

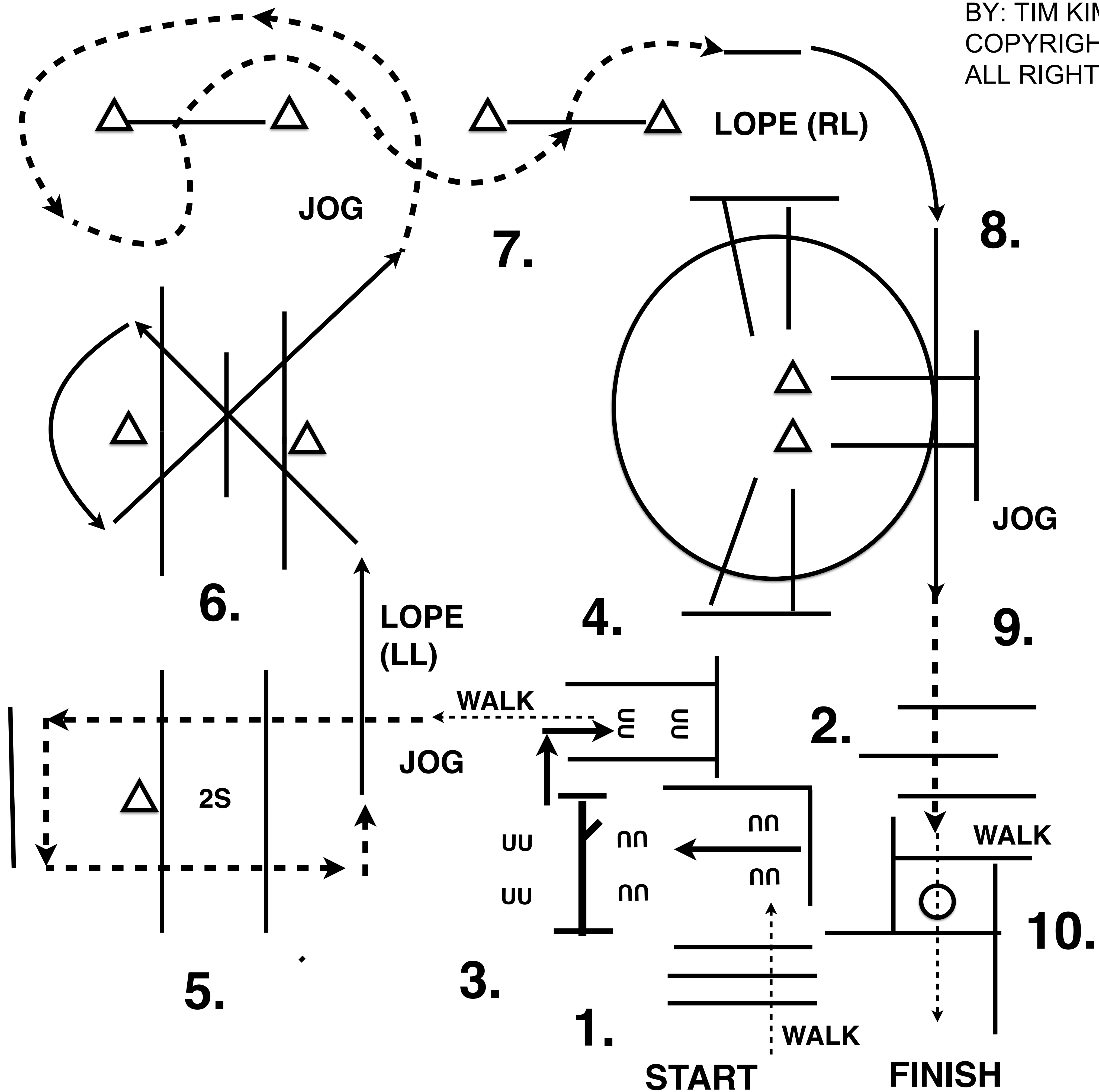
Pattern Provided by:

Johanna Grabner

Sponsoren Tim Kimura Trail



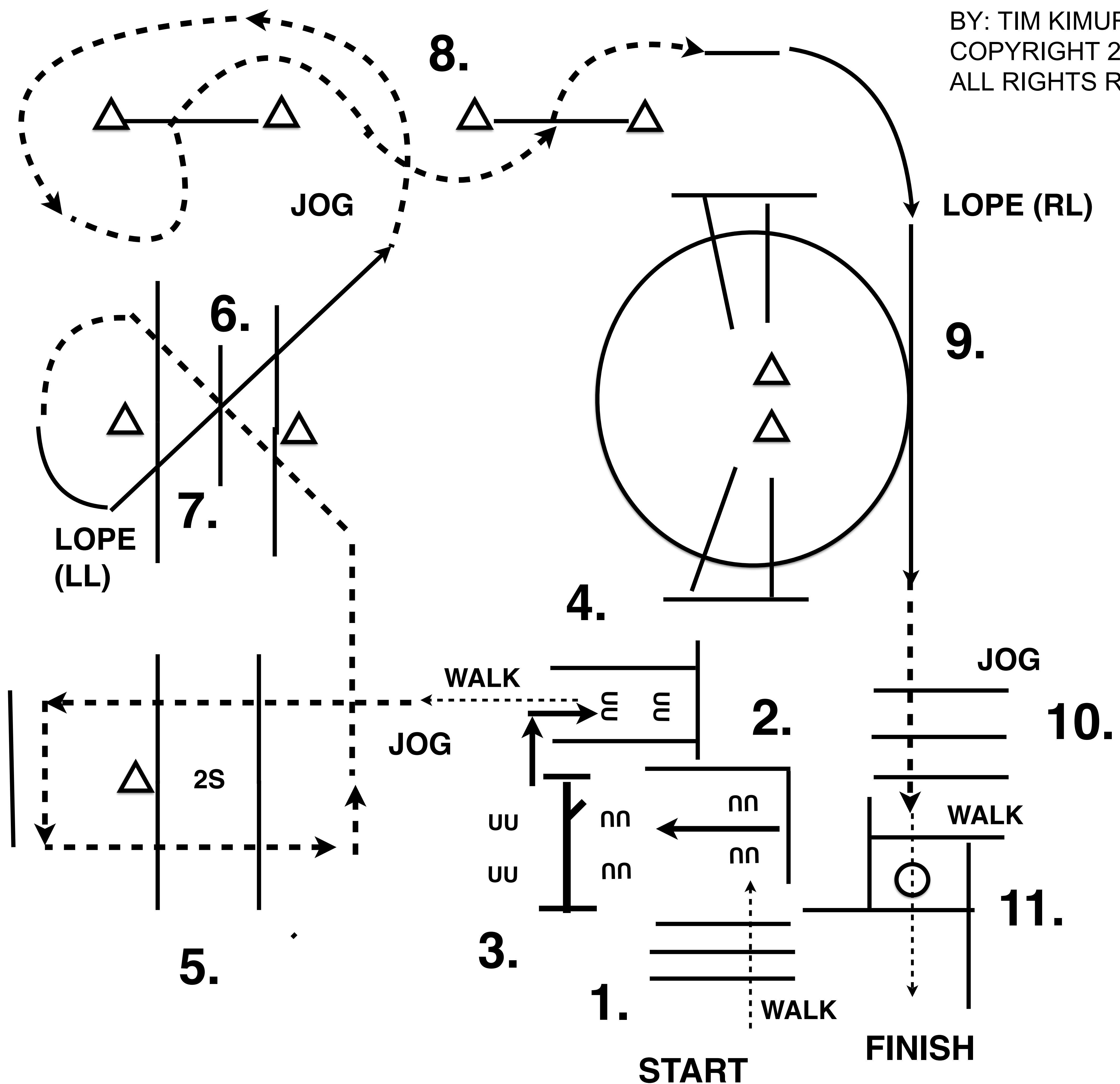
DEUTSCHE
QUARTER
HORSE
ASSOCIATION



1. WALK OVER POLES, BETWEEN POLES.
2. SIDE PASS LEFT TO GATE.
3. GATE: LH OPEN, RIDE THRU CLOSE GATE.
4. BACK BETWEEN POLES, WALK FORWARD.
5. JOG OVER POLES UP AND TURN LEFT AND BACK.
6. LOPE OVER POLES (LL)
7. BREAK TO THE JOG, JOG THRU SERPENTINE, JOG OVER POLES.
8. LOPE OVER POLES (RL)
9. JOG OVER POLES, STOP IN GAP BEFORE BOX.
10. WALK INTO BOX, EXECUTE A 360 TURN EITHER WAY, WALK OUT BOX.

BIRKENHOF CLASSIC

OPEN TRAIL

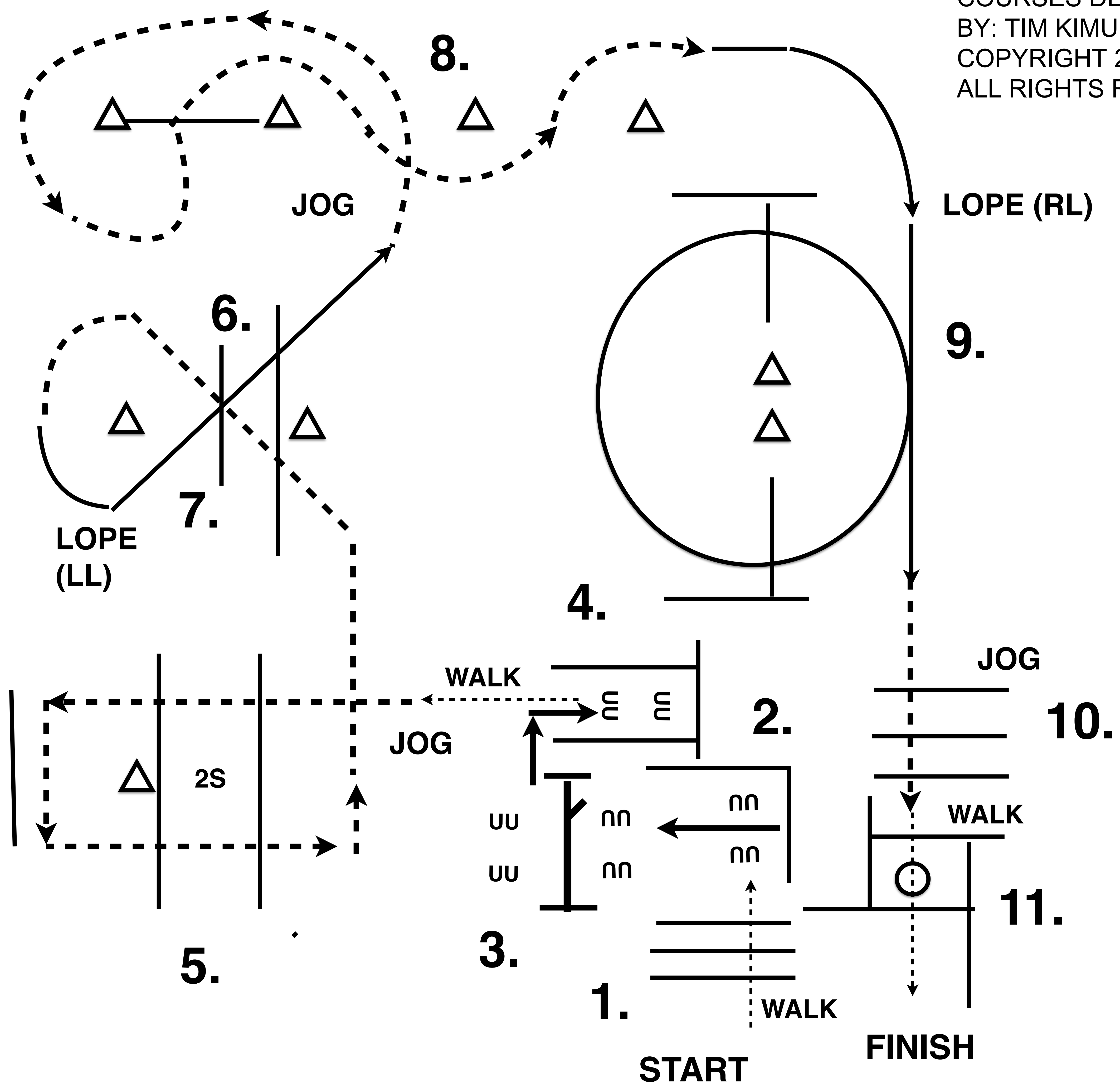


1. WALK OVER POLES, BETWEEN POLES.
2. SIDE PASS LEFT TO GATE.
3. GATE: LH OPEN, RIDE THRU CLOSE GATE.
4. BACK BETWEEN POLES, WALK FORWARD.
5. JOG OVER POLES UP AND TURN LEFT AND BACK.
6. JOG DIAGONALE POLES
7. LOPE LEFT LEAD OVER DIAGONALE POLES
8. JOG SERPENTINE
9. LOPE OVER POLES (RL)
10. JOG OVER POLES, STOP IN GAP BEFORE BOX.
11. WALK INTO BOX, EXECUTE A 360 TURN EITHER WAY, WALK OUT BOX.

BIRKENHOF CLASSIC

L1 YOUTH TRAIL

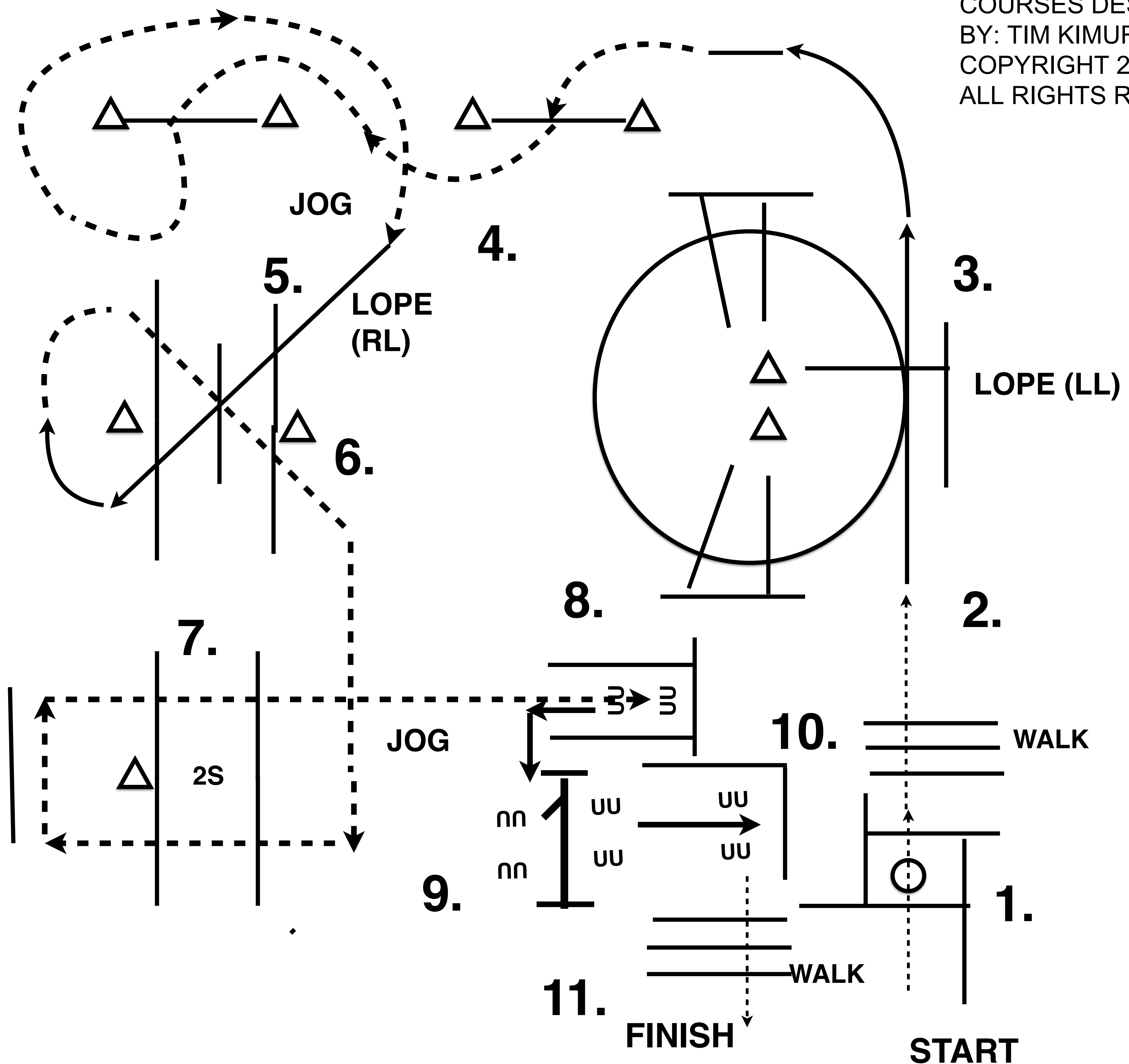
L1 AMATEUR TRAIL



1. WALK OVER POLES, BETWEEN POLES.
2. SIDE PASS LEFT TO GATE.
3. GATE: LH OPEN, RIDE THRU CLOSE GATE.
4. BACK BETWEEN POLES, WALK FORWARD.
5. JOG OVER POLES UP AND TURN LEFT AND BACK.
6. JOG DIAGONALE POLES
7. LOPE LEFT LEAD OVER DIAGONALE POLES
8. JOG SERPENTINE
9. LOPE OVER POLES (RL)
10. JOG OVER POLES, STOP IN GAP BEFORE BOX.
11. WALK INTO BOX, EXECUTE A 360 TURN EITHER WAY, WALK OUT BOX.

BIRKENHOF CLASSIC

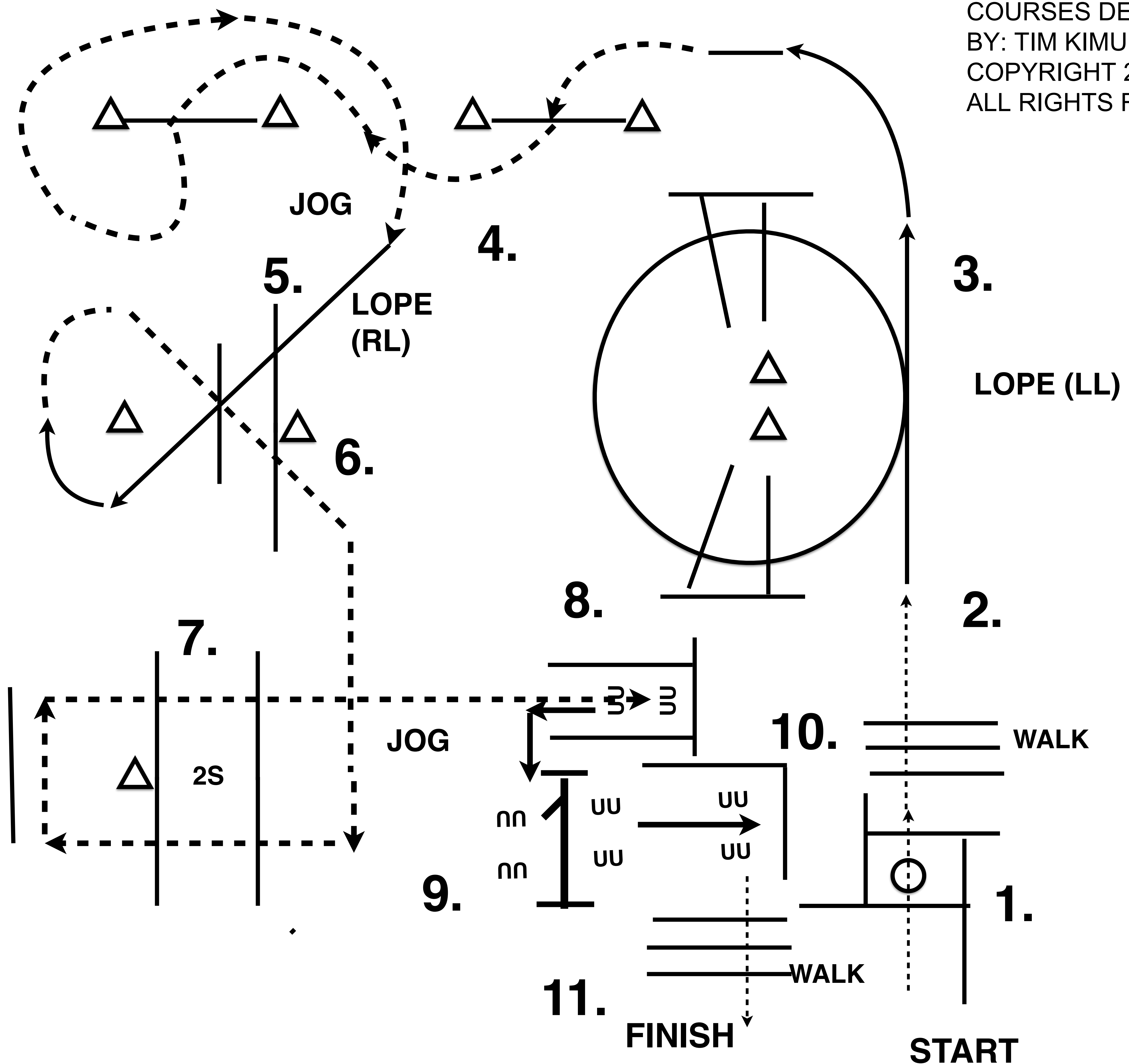
RO EINSTEIGER TRAIL



1. WALK INTO BOX, EXECUTE A 360 TURN EITHER WAY, WALK OUT BOX.
2. WALK OVER POLES
3. LOPE LEFT LEAD OVER POLES
4. JOG SERPENTINE
5. LOPE RIGHT LEAD OVER DIAGONALE POLES
6. JOG OVER POLES
7. CONTINUE TO JOG OVER POLES AND INTO CHUTE
8. BACK UP TO GATE
9. WORK GATE RIGHT HAND
10. SIDE PASS LEFT
11. WALK OVER POLES

BIRKENHOF CLASSIC

L1 OPEN TRAIL(GREEN)
 YOUTH TRAIL AMATEUR
 TRAIL

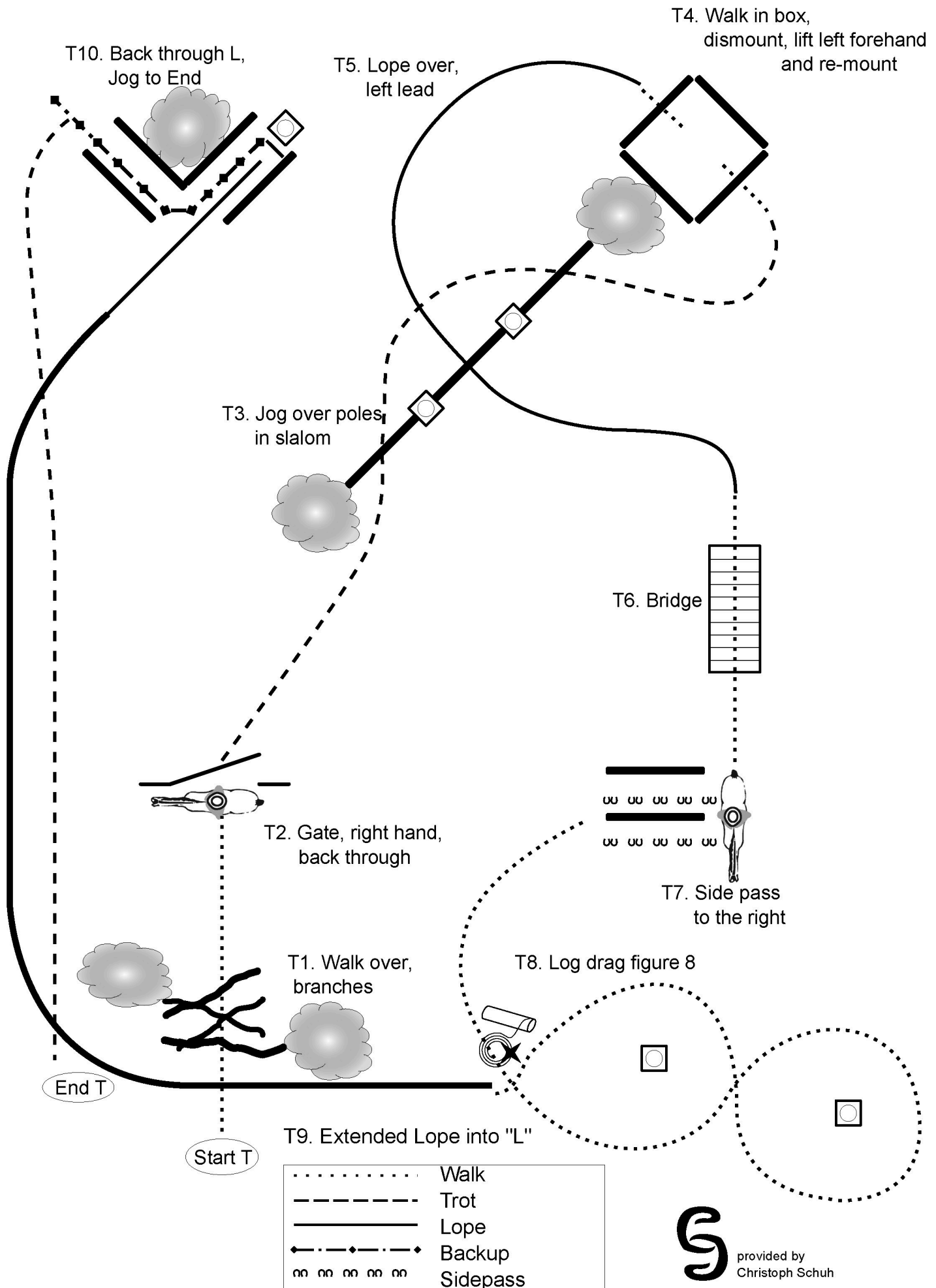


1. WALK INTO BOX, EXECUTE A 360 TURN EITHER WAY, WALK OUT BOX.
2. WALK OVER POLES
3. LOPE LEFT LEAD OVER POLES
4. JOG SERPENTINE
5. LOPE RIGHT LEAD OVER DIAGONALE POLES
6. JOG OVER POLES
7. CONTINUE TO JOG OVER POLES AND INTO CHUTE
8. BACK UP TO GATE
9. WORK GATE RIGHT HAND
10. SIDE PASS LEFT
11. WALK OVER POLES

BIRKENHOF CLASSIC

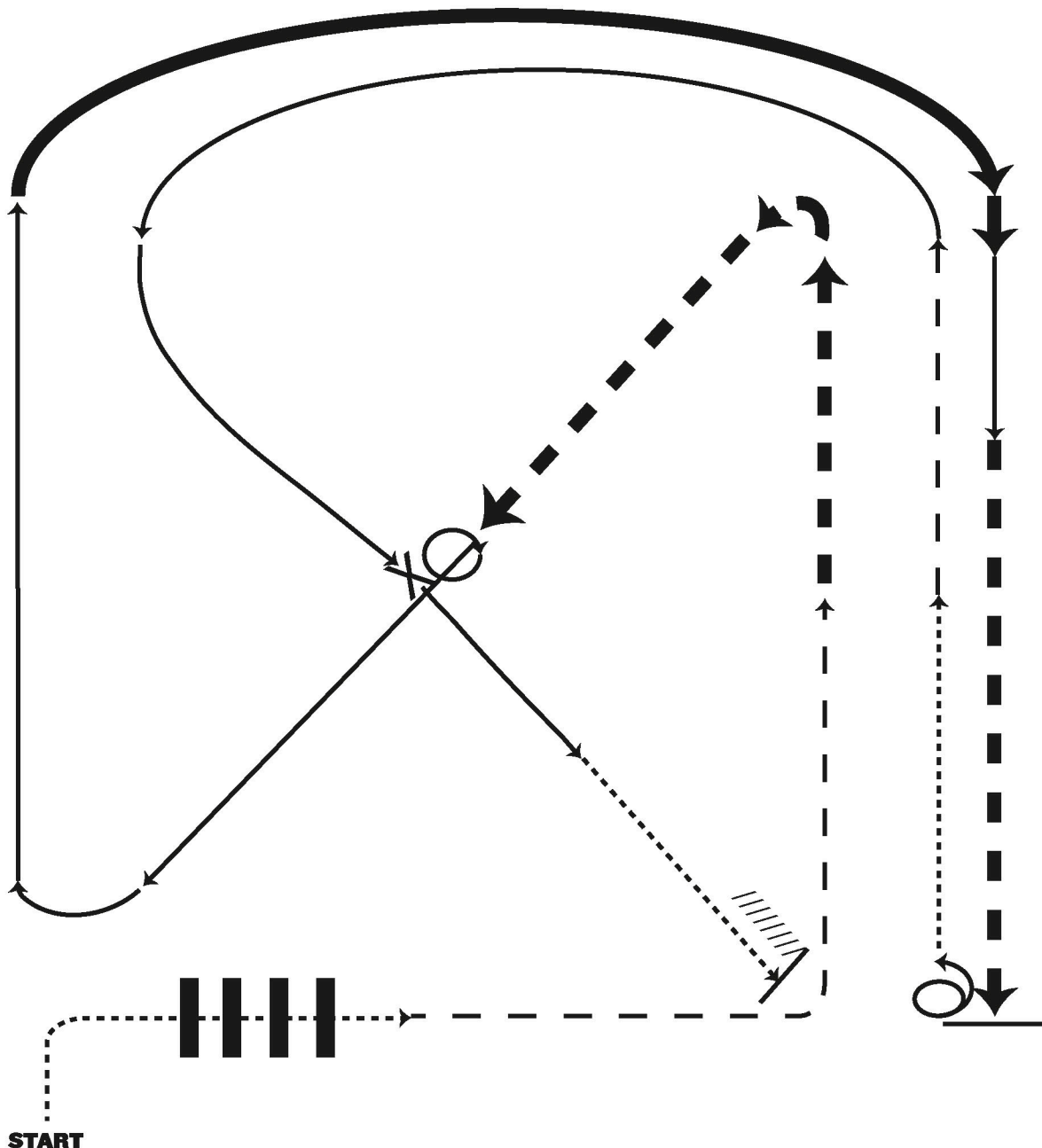
TRAIL IN HAND

EINSTEIGER WALK TROT TRAIL



BIRKENHOF CLASSIC

RANCH Trail
QUALIFIKATION ANIMAL MESSE CUP



1. Walk and walk over logs.
2. Jog.
3. Extended trot.
4. Stop. 360° turn to the right.
5. Lope-right lead.
6. Extended lope-collect to lope.
7. Extended trot.
8. Stop. 1 1/2 turns to the left.
9. Walk.
10. Jog.
11. Lope-left lead.
12. Change leads.
13. Walk-stop and back.

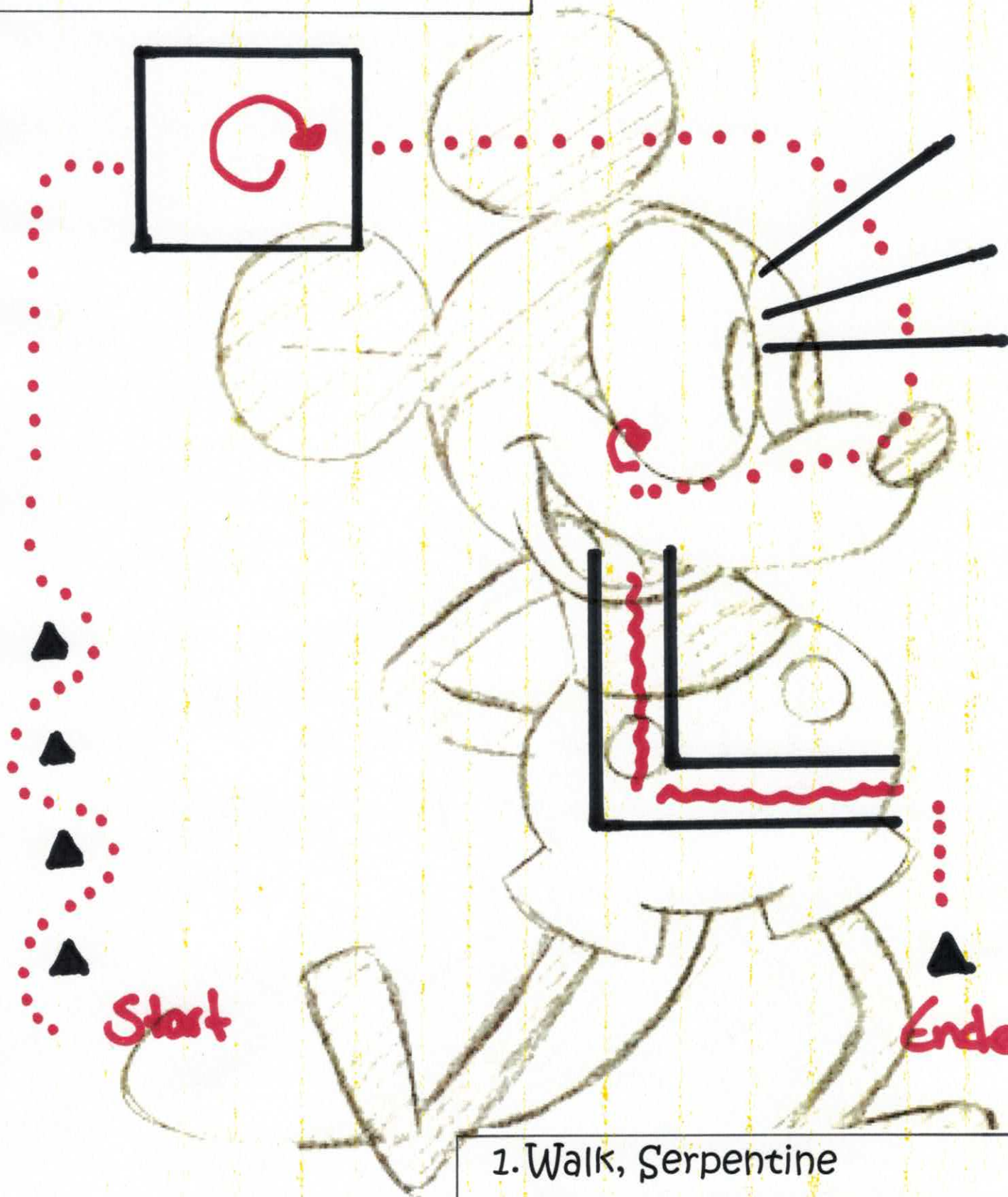
BIRKENHOF CLASSIC

RANCH RIDING

QUALIFIKATION ANIMAL MESSE CUP

Birkenhof Classic 2019

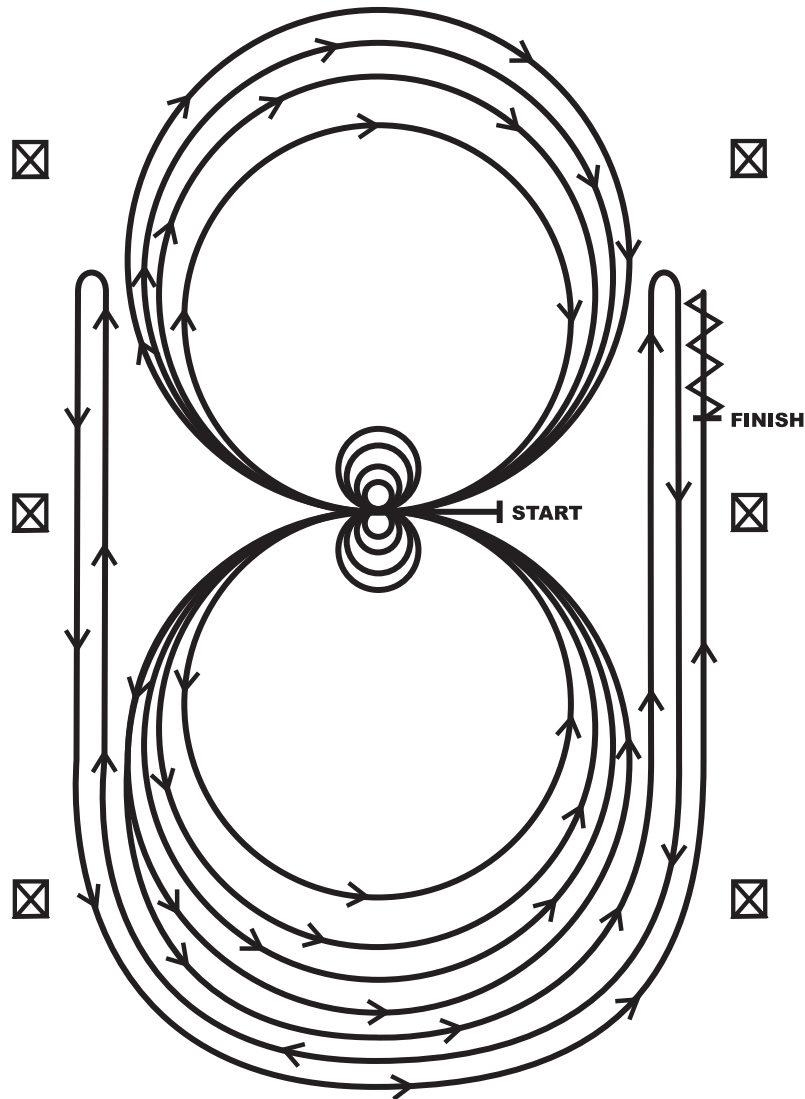
Führzügelklasse



1. Walk, Serpentine
2. Walk, into Box, Turn 360°
3. Walk, over Poels
4. Back up, „L“

REINING PATTERN 5

**L1 Open
L1 Amateur**

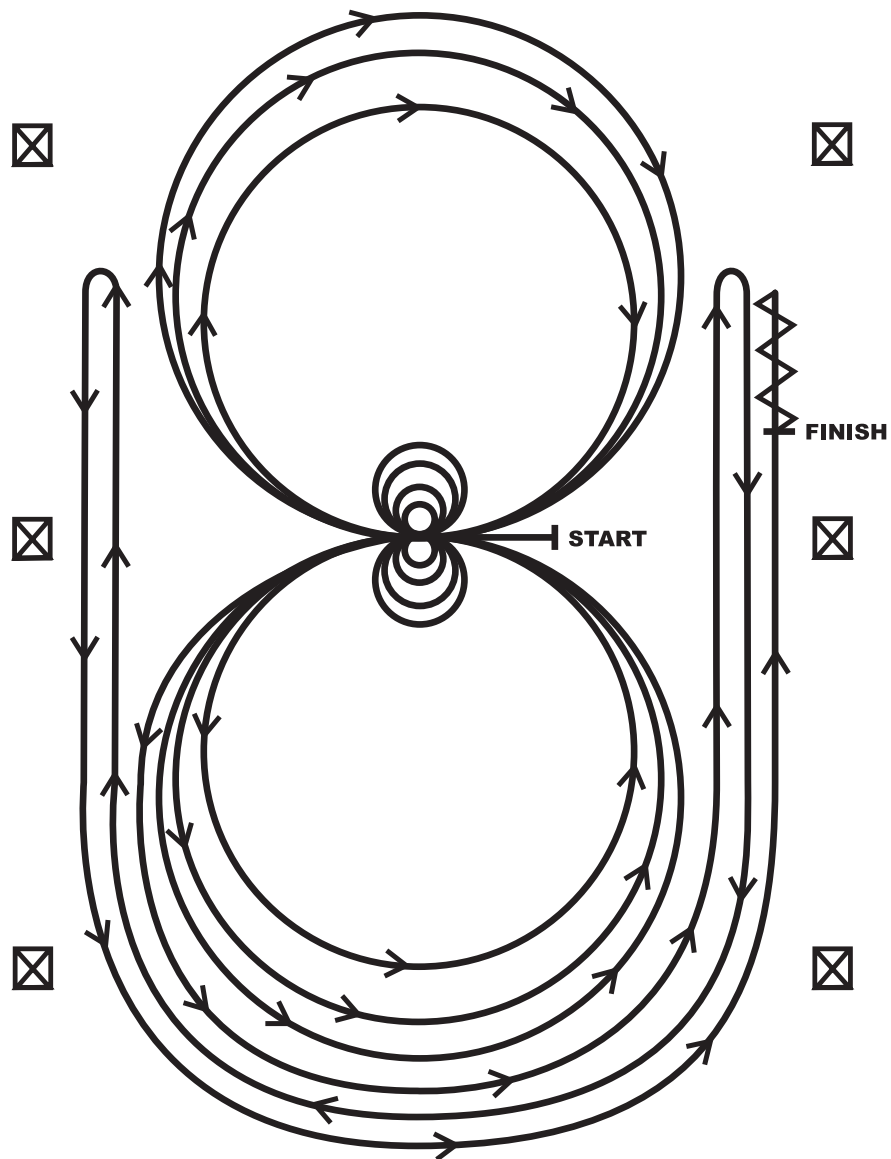


Horses may walk or jog to the center of arena. Horses must walk or stop prior to starting pattern. Beginning at the center of the arena facing the left wall or fence.

1. Beginning on the left lead, complete three circles to the left: the first two circles large and fast; the third circle small and slow. Stop at the center of the arena. Hesitate.
2. Complete four spins to the left. Hesitate.
3. Beginning on the right lead, complete three circles to the right: the first two circles large and fast; the third circle small and slow. Stop at the center of the arena. Hesitate.
4. Complete four spins to the right. Hesitate.
5. Beginning on the left lead, run a large fast circle to the left, change leads at the center of the arena, run a large fast circle to the right, and change leads at the center of the arena. (Figure 8)
6. Continue around previous circle to the left but do not close this circle. Run up the right side of the arena past the center marker and do a right rollback at least twenty feet (six meters) from the wall or fence—no hesitation.
7. Continue around previous circle but do not close this circle. Run up the left side of the arena past the center marker and do a left rollback at least twenty feet (six meters) from the wall or fence—no hesitation.
8. Continue back around previous circle but do not close this circle. Run up the right side of the arena past the center marker and do a sliding stop at least twenty feet (six meters) from the wall or fence. Back up at least ten feet (three meters). Hesitate to demonstrate completion of the pattern.

REINING PATTERN 6

Amateur

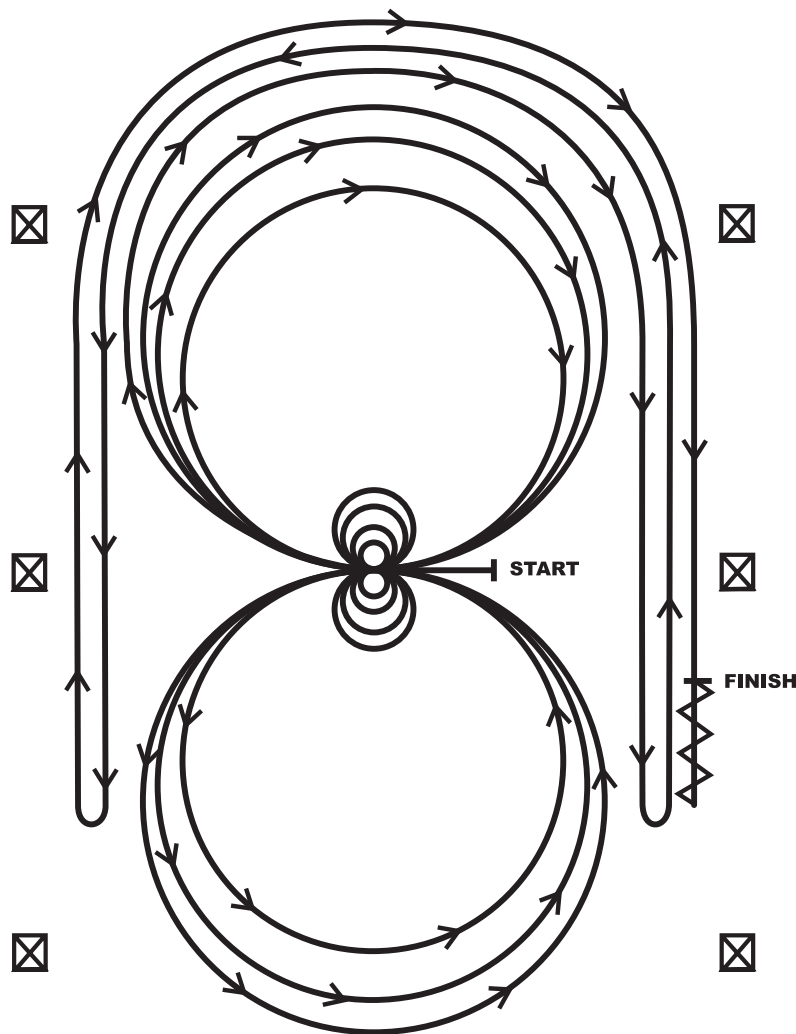


Horses may walk or jog to the center of arena. Horses must walk or stop prior to starting pattern. Beginning at the center of the arena facing the left wall or fence.

1. Complete four spins to the right. Hesitate.
2. Complete four spins to the left. Hesitate.
3. Beginning on the left lead, complete three circles to the left: the first two circles large and fast; the third circle small and slow. Change leads at the center of the arena.
4. Complete three circles to the right: the first two circles large and fast; the third circle small and slow. Change leads at the center of the arena.
5. Begin a large circle to the left but do not close this circle. Run up the right side of the arena past the center marker and do a right rollback at least twenty feet (six meters) from the wall or fence—no hesitation.
6. Continue back around previous circle but do not close this circle. Run up the left side of the arena past the center marker and do a left rollback at least twenty feet (six meters) from the wall or fence—no hesitation.
7. Continue back around previous circle but do not close this circle. Run up the right side of the arena past the center marker and do a sliding stop at least twenty feet (six meters) from the wall or fence. Back up at least ten feet (three meters). Hesitate to demonstrate the completion of the pattern.

REINING PATTERN 8

Open

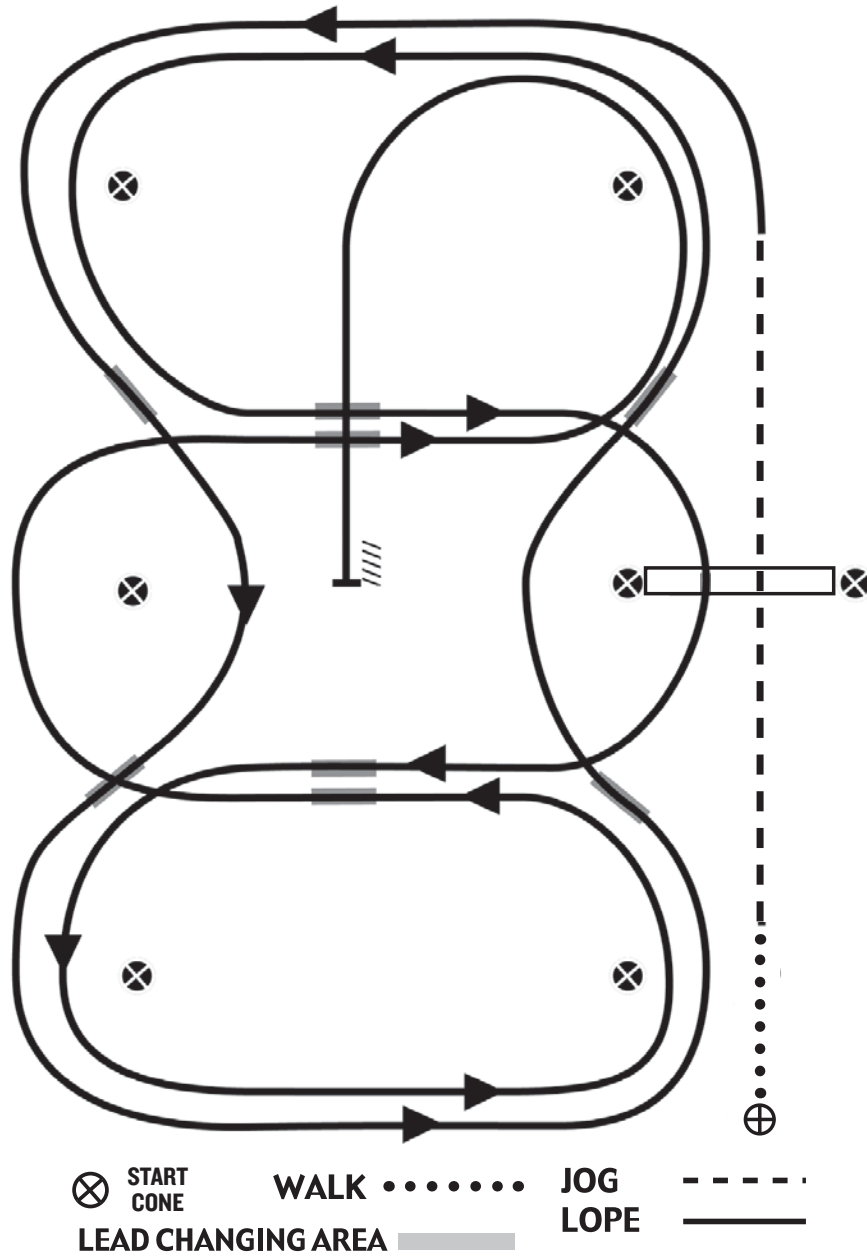


Horses may walk or jog to the center of arena. Horses must walk or stop prior to starting pattern. Beginning at the center of arena facing the left wall or fence.

1. Complete four spins to the left. Hesitate.
2. Complete four spins to the right. Hesitate.
3. Beginning on the right lead, complete three circles to the right: the first circle large and fast; the second circle small and slow; the third circle large and fast. Change leads at the center of the arena.
4. Complete three circles to the left: the first circle large and fast; the second circle small and slow; the third circle large and fast. Change leads at the center of the arena.
5. Begin a large circle to the right but do not close this circle. Run straight down the right side of the arena past the center marker and do a left rollback at least twenty feet (six meters) from the wall or fence—no hesitation.
6. Continue back around the previous circle but do not close this circle. Run down the left side of the arena past the center marker and do a right rollback at least twenty feet (six meters) from the wall or fence—no hesitation.
7. Continue back around the previous circle but do not close this circle. Run down the right side of the arena past the center marker and do a sliding stop at least twenty feet (six meters) from the wall or fence. Back up at least ten feet (three meters). Hesitate to demonstrate completion of the pattern.

WESTERN RIDING PATTERN 5
Recommended For Small Arenas

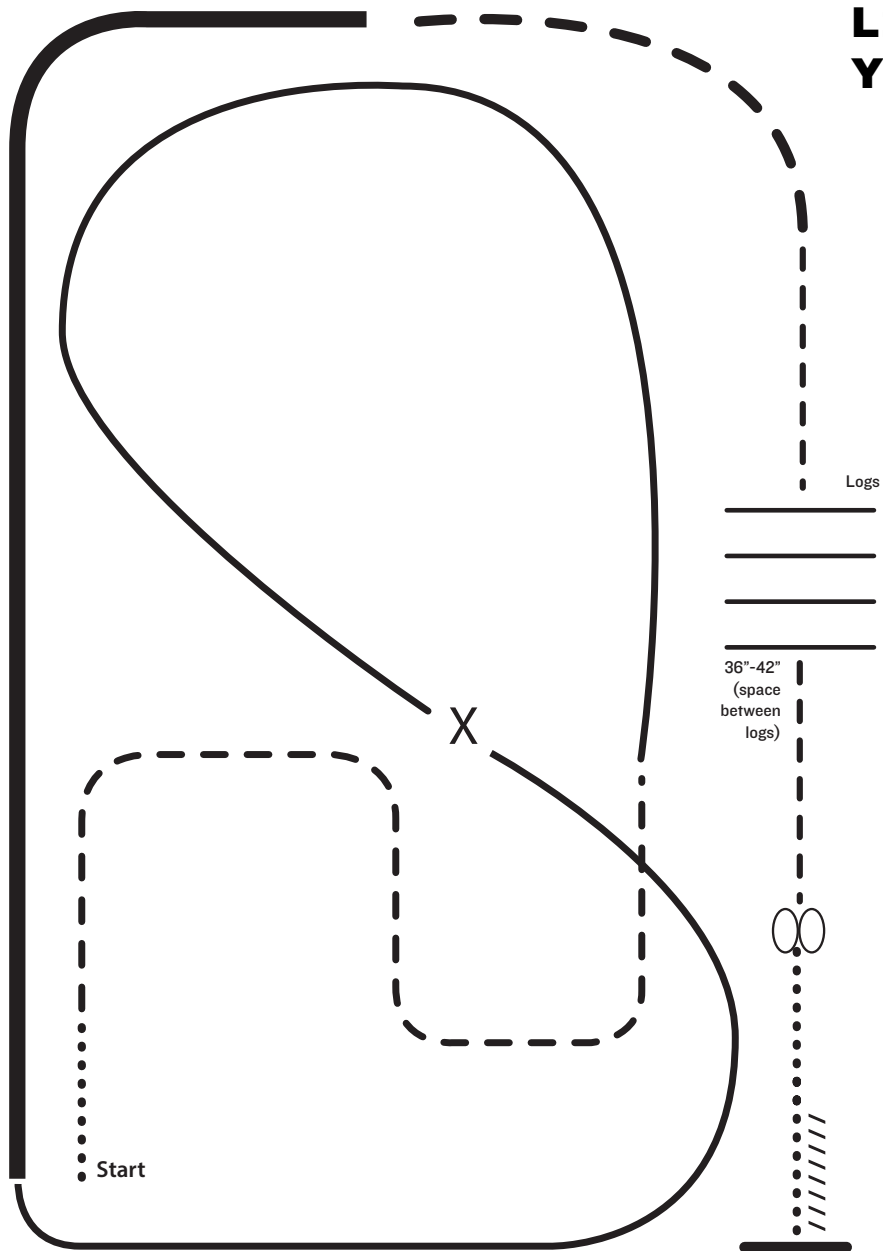
**Alle
 Klassen**



1. Walk at least 15 feet from start cone to the first marker, transition to jog, jog over log.
2. Transition to the lope, on the left lead
3. First line change
4. Second line change
5. Third line change
6. Fourth line change
7. First crossing change
8. Lope over log
9. Second crossing change
10. Third crossing change
11. Fourth crossing change
12. Lope, stop & back

RANCH RIDING - PATTERN 3

L1 Amateur Youth

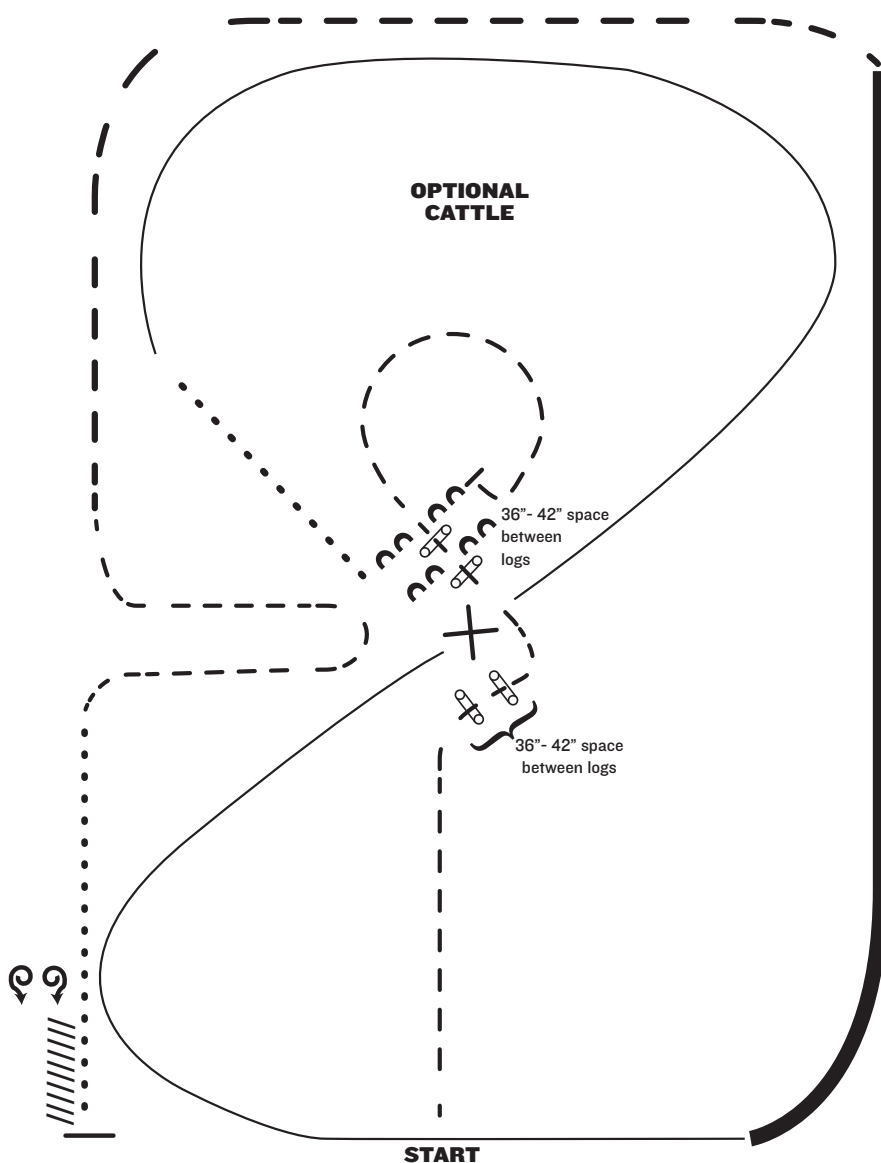


- X Lead Change
- • Walk
- - Trot
- - Ext trot
- — Lope
- — Ext Lope
- /////// Back

1. Walk
2. Trot serpentine
3. Lope left lead around the end of the arena and then diagonally across the arena
4. Change leads (simple or flying) and
5. Lope on the right lead around end of the arena
6. Extend lope on the straight away and around corner to the center of the arena
7. Extend trot around corner of the arena
8. Collect to a trot
9. Trot over logs
10. Stop, do 360 degree turn each direction (either direction 1st) (L-R or R-L)
11. Walk, stop and back

RANCH RIDING - PATTERN 9

L1 Open Amateur

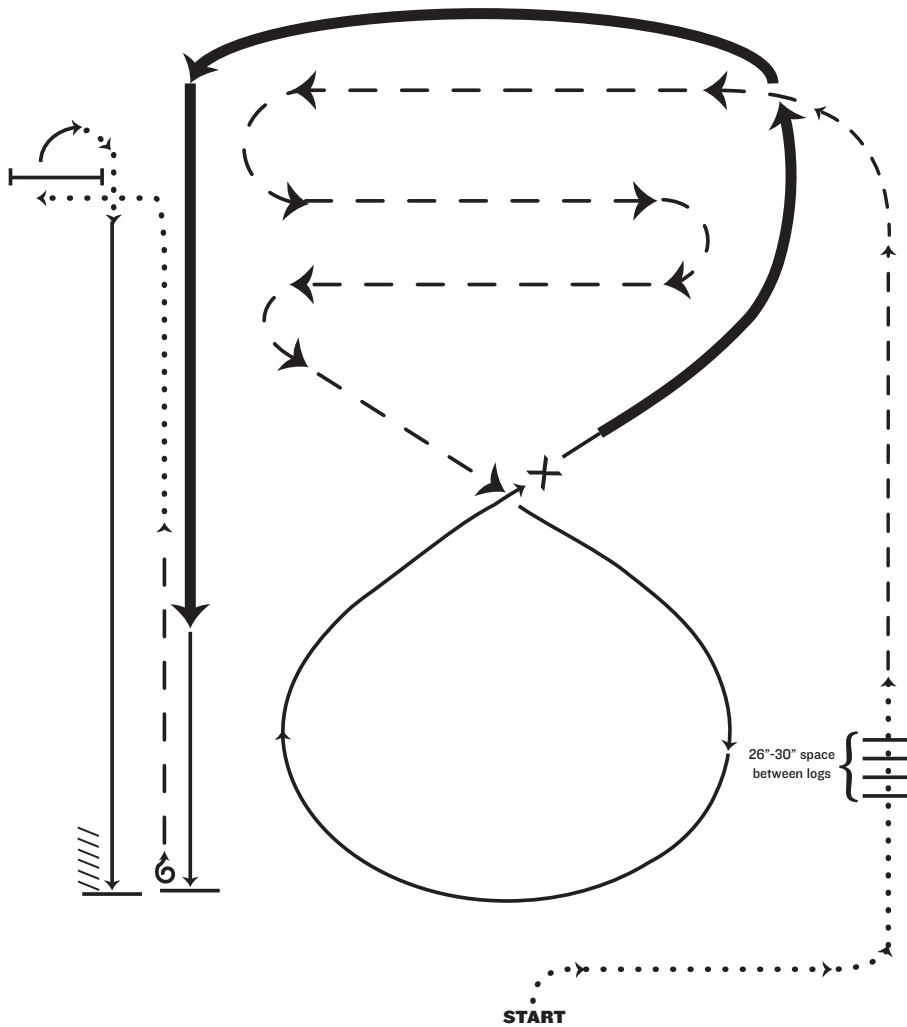


1. Trot
2. Trot two sets of logs
3. Trot circle, stop and side pass log left
4. Walk
5. Lope right lead
6. Change leads (simple or flying)
7. Lope left lead
8. Extended lope (left lead)
9. Extended trot
10. Trot
11. Walk
12. Stop and back
13. 360 degree turn each direction (either direction 1st) (L-R or R-L)

Note: The drawn description of this pattern is only intended for the general depiction of the pattern. Exhibitors should utilize the arena space to best exhibit their horses.

RANCH RIDING - PATTERN 13

Open



1. Walk
2. Walk over logs
3. Trot
4. Extended trot serpentine
5. Lope right lead
6. Change leads (simple or flying)
7. Extended lope (left lead), collect lope
8. Stop, 1 1/2 turn, either direction
9. Trot
10. Walk to gate
11. Right hand push gate
12. Walk, lope left lead
13. Stop and back

Note: The drawn description of this pattern is only intended for the general depiction of the pattern. Exhibitors should utilize the arena space to best exhibit their horses.